


# Women in Politics



INTER-PARLIAMENTARY UNION



# INTER-PARLIAMENTARY UNION

CHEMIN DU POMMIER 5  
1218 LE GRAND-SACONNEX / GENEVA (SWITZERLAND)

TELEPHONE (41.22) 919 41 50 - FAX (41.22) 919 41 60 - E-MAIL [postbox@mail.ipu.org](mailto:postbox@mail.ipu.org)

## Women in Politics: 1945 – 2005

\* \* \*

- Data Sheet N° 1 - Historical Table
- Data Sheet N° 2 - Progress and Setbacks of Women in National Parliaments between 01.07.1995 and 01.01.2005 - Regional and World Averages
- Data Sheet N° 3 - Women in the two parliamentary regional assemblies elected by direct suffrage: The Central American Parliament and the European Parliament
- Data Sheet N° 4 - A Chronology of Women Heads of State or Government: 1945 - 02.2005
- Data Sheet N° 5 - An Overview of Women in the Executive and Legislative Branches
- Data Sheet N° 6 - Ten years in review: Trends of women in parliament worldwide



## DATA SHEET N° 1

HISTORICAL TABLE  
As at February 2005

Country	Sovereignty after 1940	Women Presidents	Women Prime Ministers	Recognition of women's right to vote	Recognition of women's right to stand for election	First legislature of the present sovereign State <sup>2</sup>	First woman elected (E) or nominated (N) to Parliament	Women as presiding officers of parliament or of one of its chambers
1 Afghanistan <sup>1</sup>	---	---	---	1963	1963	07.1965	07.1965 (E)	---
2 Albania	---	---	---	05.1944	21.01.1920	21.01.1920	12.1945 (E)	---
3 Algeria	05.07.1962	---	---	05.07.1962	05.1944	09.1962	09.1962 (N) 09.1964 (E)	---
4 Andorra	04.05.1993	---	---	14.04.1970	08.09.1973	12.1993	12.1993 (E)	---
5 Angola	11.11.1975	---	---	11.11.1975	11.11.1975	11.1980	11.1980 (E)	---
6 Antigua and Barbuda	01.11.1981	---	---	01.12.1951	01.12.1951	01.11.1981	04.1984 (N) 03.1994 (E)	Since 03.2004 - H. Mason Francis (Senate); Since 03.2004 - G. Isaac-Arrindell (House of Representatives); 1994-1999 & 1999-2003 - M. Percival (Senate); 1994-1999 - B. Harris (House of Representatives)
7 Argentina	---	07.1974-03.1976 - M.E. Martínez de Perón	---	27.09.1943 <sub>s</sub>	27.09.1943 <sub>s</sub>	01.05.1853	11.1951 (E)	10.1973-07.1974 - M.E. Martínez de Perón (Senate, pro tempore)
8 Armenia	21.09.1991	---	---	02.02.1921	02.02.1921	20.05.1990	05.1990 (E)	---
9 Australia	---	---	---	12.06.1902	12.06.1902	30.03.1901	08.1943 (E)	1996-2002 - M. E. Reid (Senate); 1987-1990 - J. Child (House of Representatives)
10 Austria	---	---	---	18.06.1962 <sub>s</sub> 19.12.1918	18.06.1962 <sub>s</sub> 19.12.1918	1919	04.03.1919 (E)	07.2004-12.2004 - A. E. Haselbach (Bundesrat); 01.2002 - U. B. Püringer (Bundesrat); 28.12.2000-31.12.2000 - J. Auer (Bundesrat); 07.1995-12.1995 & 01.2000-06.2000 - A. E. Haselbach (Bundesrat); 07.1987-12.1987 - H. Hieden-Sommer (Bundesrat); 01.1965-06.1965 & 07.1969-12.1969 & 01.1974-06.1974 - H. Tschitschko (Bundesrat); 1927-1928 & 1932 - O. Rudel-Zevnek (Bundesrat); 1953 - J. Bayer (Bundesrat)
11 Azerbaijan	01.1992	---	---	19.05.1921	19.05.1921	09.1990	09.1990 (E)	---
12 Bahamas	10.07.1973	---	---	18.02.1961; 1964 <sub>s</sub>	18.02.1961; 1964 <sub>s</sub>	07.1973	07.1977 (N) 06.1982 (E)	Since 05.2002 - S. Wilson (Senate); 1997-2002 - R. I. Johnson (House of Assembly)
13 Bahrain	15.08.1971	---	---	06.12.1973 <sub>s</sub>	06.12.1973 <sub>s</sub>	12.1973	2002 (?) (Senate)	---
14 Bangladesh	12.1971	---	Since 10.2001 - K. Zia; 06.1996-07.2001 - Sheikh Hasina; 03.1991-03.1996 - K. Zia	04.11.1972	04.11.1972	03.1973	03.1973 (E)	---
15 Barbados	30.11.1966	---	---	23.10.1950	23.10.1950	03.11.1966	12.1951 (E)	---
16 Belarus	25.08.1991	---	---	04.02.1919	04.02.1919	03.1990	03.1990 (E)	---
17 Belgium	---	---	---	09.05.1919;	07.02.1921	29.08.1931	27.12.1921 (N)	Since 07.2004 - A.-M. Lizin (Senate)
18 Belize	21.09.1981	---	---	27.03.1948 <sub>s</sub> 25.03.1954	27.03.1948 <sub>s</sub> 25.03.1954	12.1984	12.1984 (E+N)	Since 2001 - E. Zabaneh (House of Representatives); 2001-2003 - S. Flores (Senate); 1998-2001 - E. Zabaneh (Senate); 1989-1993 - J. Usher (Senate); 1998-2001 - S. Flores (House of Representatives); 1984-1989 - D. June Garcia (Senate)
19 Benin	01.08.1960	---	---	1956	1956	12.1960	11.1979 (E)	---
20 Bhutan	---	---	---	1953	1953	1953	1975 (E)	---
21 Bolivia	---	11.1979-07.1980 - L. Gueiler Tejada	---	1938; 21.07.1952 <sup>3</sup>	1938; 21.07.1952 <sup>3</sup>	10.07.1825	07.1966 (E)	1979 - L. Gueiler Tejada (Chamber of Deputies)
22 Bosnia and Herzegovina	01.03.1992	---	---	31.01.1949	31.01.1949	11.12.1990	12.1990 (E)	---
23 Botswana	30.09.1966	---	---	01.03.1965	01.03.1965	03.1965	10.1979 (E)	---
24 Brazil	---	---	---	16.07.1934	16.07.1934	1926	05.1933 (E)	---
25 Brunei Darussalam	01.01.1984	---	---	---	---	---	---	---

Country	Sovereignty after 1940	Women Presidents	Women Prime Ministers	Recognition of women's right to vote	Recognition of women's right to stand for election	First legislature of the present sovereign State <sup>2</sup>	First woman elected (E) or nominated (N) to Parliament	Women as presiding officers of parliament or of one of its chambers
26 Bulgaria	---	---	10.1994-01.1995 - R. Indzhova	16.10.1944	16.10.1944	17.04.1879	11.1945 (E)	---
27 Burkina Faso	05.08.1960	---	---	28.09.1958	28.09.1958	12.1970	04.1978 (E)	---
28 Burundi	01.07.1962	---	07.1993-02.1994 - S. Kirigi	17.08.1961	17.08.1961	18.09.1961	10.1982 (E)	---
29 Cambodia	09.11.1953	---	---	25.09.1955	25.09.1955	09.1955	03.1958 (E)	---
30 Cameroon	01.10.1961	---	---	01.10.1946	01.10.1946	04.1960	04.1960 (E)	---
31 Canada	---	---	06.1993-11.1993 - K. Campbell	09.1917; 05.1918; 1950 <sub>3</sub>	07.1920 08;1960 <sub>3</sub>	1867	12.1921 (E) (Commons); 02.1930 (N) (Senate)	1980-1984 - J. Sauvé (House of Commons); 1974-1979 - R. Lapointe (Senate); 1972-1974 - M. Fergusson (Senate)
32 Cape Verde	05.07.1975	---	---	05.07.1975	05.07.1975	07.1975	07.1975 (E)	---
33 Central African Republic	13.08.1960	---	01.1975-04.1976 - E. Domitien	1986	1986	08.1960	07.1987 (E)	---
34 Chad	11.08.1960	---	---	1958	1958	03.1962	03.1962 (E)	---
35 Chile	---	---	---	30.05.1931; 15.05.1949 <sub>3</sub>	30.05.1931; 15.05.1949 <sub>3</sub>	04.07.1811	04.1951 (E)	03.2003-03.2004 - I. Allende Bussi (Chamber of Deputies); 2001-2003 - A. Muñoz D'albora (Chamber of Deputies)
36 China	---	02.1972 Soong Ching Ling (an honorary presidency was conferred to her upon her death)	---	01.10.1949	01.10.1949	04.07.1811	04.1954 (E)	---
37 Colombia	---	---	---	25.08.1954	25.08.1954	1832	04.1954 (N), 03.1958 (E)	Since 07.2004 - Zdc Jatin Corrales (House of Representatives); 2000-2001 N. P. Gutiérrez Castañeda (House of Representatives)
38 Comoros	12.1975	---	---	1956	1956	12.1978	12.1993 (E)	---
39 Congo	15.08.1960	---	---	08.12.1963	08.12.1963	01.06.1959	12.1963 (E)	---
40 Costa Rica	---	---	---	17.11.1949	17.11.1949	16.05.1823	11.1953 (E)	05.2000-05.2001 - R. Contreras de Madriz (Legislative Assembly); 1986-1987 - R.M. Karpinsky Dodero (Legislative Assembly)
41 Côte d'Ivoire	07.08.1960	---	---	1952	1952	01.11.1960	11.1965 (E)	---
42 Croatia	08.10.1991	---	---	11.08.1945	11.08.1945	08.1992	08.1992 (E)	05.1994-05.2001 - K. Ivanisevic (Zupanijski Dom, House of Districts)
43 Cuba	---	---	---	02.01.1934	02.01.1934	20.05.1902	07.1940 (E)	---
44 Cyprus	16.08.1960	---	---	16.08.1960	16.08.1960	07.1960	10.1963 (E)	---
45 Czech Republic	01.01.1993	---	---	1920	1920	06.1992	06.1992 (E)	1998-2004 - L. Benesova (Senate)
46 Dem. People's Rep. of Korea	09.09.1948	---	11.07.2002-31.07.2002 - Chang Sang (nominated by President but not ratified by parliament)	30.07.1946	30.07.1946	08.1948	08.1948 (E)	---
47 Dem. Republic of Congo	30.06.1960	---	---	03.05.1967	17.04.1970	06.1960	11.1970 (E)	08.1999-08.2000 - R. Albuquerque (Chamber of Deputies)
48 Denmark	---	---	---	05.06.1915	05.06.1915	05.06.1849	1918 (E)	03.1950 - I. Hansen (Landsting)
49 Djibouti	27.06.1977	---	---	1946	1986	01.05.1977	05.2003 (E)	---
50 Dominica	03.11.1978	---	1980-1985; 1985-1990 & 1990-1995 - M.E. Charles	07.1951	07.1951	07.1980	07.1980 (E+N)	Since 2000 - A. B. Knights (House of Assembly); 1993-1995 - N. Edwards (House of Assembly); 1980-1988 - M. Davies-Pierre (House of Assembly)
51 Dominican Republic	---	---	---	1944	1942	06.11.1844	1942 (E)	08.1999-08.2000 - R. Albuquerque (Chamber of Deputies)
52 Ecuador	---	09.2.1997-11.02.1997 R. Arteaga Serrano de Cordova (acting executive president)	---	26.03.1929; 1967 <sup>13</sup>	26.03.1929; 1967 <sup>13</sup>	28.08.1830	1956 (E)	01.08-29.08.2000 - S. González Muños (Congress)
53 Egypt	---	---	---	23.06.1956	23.06.1956	01.1950	07.1957 (E)	---
54 El Salvador	---	---	---	1939	1961	09.1840	12.1961 (E)	1994-1997 - G. Salguero Gross (Legislative Assembly)
55 Equatorial Guinea	12.10.1968	---	---	15.12.1963	15.12.1963	09.1968	09.1968 (E)	---
56 Eritrea <sup>5</sup>	24.05.1993	---	---	04.11.1955	04.11.1955	02.1994	02.1994 (E)	---
57 Estonia	20.08.1991	---	---	24.11.1918	24.11.1918	29.11.1920	04.1919 (E); 11.1920 (E); 05.03.1990	03.1990 (E)
58 Ethiopia	06.04.1941	---	---	04.11.1955	04.11.1955	02.11.1932	10.1957 (E)	1995-2000 - A. Meko (House of the Federation)

Country	Sovereignty after 1940	Women Presidents	Women Prime Ministers	Recognition of women's right to vote	Recognition of women's right to stand for election	First legislature of the present sovereign State <sup>2</sup>	First woman elected (E) or nominated (N) to Parliament	Women as presiding officers of parliament or of one of its chambers
59 Fiji	10.10.1970	---	---	17.04.1963	04.04.1963	11.1970 (Senate); 05.1972 (House Rep.)	11.1970 (N) (Senate); 05.1972 (E) (House Rep.)	---
60 Finland	---	Since 03.2000 - T. Kaarina Halonen	04.2003-06.2003 - A. Jääteenmäki	20.07.1906	20.07.1906	16.03.1907	03.1907 (E)	25.03.2003-15.04.2003 - A. Jääteenmäki (Parliament); 1991-1995 & 1995-1999 & 1999-2003 - R. Uusukainen (Parliament)
61 France	---	---	05.1991-04.1992 - E. Cresson	21.04.1944	21.04.1944	17.06.1789	10.1945 (E)	---
62 Gabon	17.08.1960	---	---	23.06.1956	23.06.1956	02.1961	02.1961 (E)	---
63 Gambia	18.02.1965	---	---	1960	1960	05.1966	05.1982 (E)	---
64 Georgia	04.1991	11.2003-01.2004 - N. Burdjanadze (acting)	---	22.11.1918; 21.02.1921 <sub>s</sub>	22.11.1918; 21.02.1921 <sub>s</sub>	10.11.1990	10.1992 (E)	Since 11.2001 - N. Burdjanadze (Parliament)
65 Germany <sup>6</sup>	---	04.1990-10.1990 S. Bergmann-Pohl (acting) Democratic Republic of Germany	---	12.11.1918	12.11.1918	03.03.1871	01.1919 (E)	04-10.1990 - S. Bergmann-Pohl (Volkskammer); 1988-1994 & 1994-1998 - R. Stüssmuth (Bundestag); 1972-1976 - A. Renger (FRG-Bundestag)
66 Ghana	06.03.1957	---	---	1954	1954	17.07.1956	08.1960 (N); 09.1969 (E)	---
67 Greece	---	---	---	01.01.1952	01.01.1952	1844	11.1952 (E)	Since 03.2004 - A. Benaki-Psarouda (Parliament)
68 Grenada	07.02.1974	---	---	08.1951	08.1951	02.1972	12.1976 (E+N)	Since 2004 - L.A. Seon (Senate); 1990-1996 - M. Neckles (Senate)
69 Guatemala	---	---	---	1946	1946	?	03.1956 (E)	01.1994-01.1995 - A. Castro de Camparini (Congress); 01.1991-01.1992 - A.C. Soberanis Reyes (Congress)
70 Guinea	02.10.1958	---	---	02.10.1958	02.10.1958	09.1963	09.1963 (E)	---
71 Guinea-Bissau	24.09.1974	14.05.1984-16.05.1984 C. Periera (acting)	---	1977	1977	14.10.1972	10.1972 (N); 03.1984 (E)	---
72 Guyana	26.05.1966	12.1997-08.1999 - Janet Jagan	03.1997-12.1997 - Janet Jagan	16.04.1953	1945	26.05.1966	04.1953 (E); 12.1968 (E)	---
73 Haiti	---	03.1990-02.1991 - E. Pascal Trouillot	11.1995-02.1996 - C. Werleigh	25.11.1950	25.11.1950	22.04.1817	05.1961 (E)	---
74 Honduras	---	---	---	25.01.1955	25.01.1955	29.08.1824	1957	---
75 Hungary	---	---	---	11.23.1918;	16.11.1958	12th cent.1848	1945 (E)	Since 04.2002 - K. Szilin (Parliament)
76 Iceland	---	08.1980-08.1996 - V. Finnbogadóttir	---	19.06.1915	19.06.1915	1930	07.1922 (E)	1991-1995 - S. Thorkelsdóttir (Althingi); 1988-1991 - G. Helgadóttir (Althingi Uni); 1983-1987 - S. Thorkelsdóttir (Upper House); 1974-1978 - R. Helgadóttir (Lower House)
77 India	15.08.1947	---	01.1966-03.1977 & 01.1980-10.1984 - I. Sukarnoputri	26.01.1950	26.01.1950	02.1952	04.1952 (E)	1996-2004 - N.A. Heptulla (acting) (Council of States)
78 Indonesia	17.08.1945	07.2001-10.2004 - M. Sukarnoputri	---	17.08.1945	17.08.1945	02.1950	02.1950 (N); 07.1971 (E)	---
79 Iran (Islamic Rep. of)	---	---	---	06.10.1963	06.10.1963	07.10.1906	09.1963 (E+N)	---
80 Iraq	---	---	---	01.04.1980	01.04.1980	03.1920	06.1980 (E)	---
81 Ireland	---	Since 11.1997 - M. McAleese; 12.1990-11.1997 - M. Robinson	---	06.02.1918; 02.07.1928 <sub>s</sub>	06.02.1918; 02.07.1928 <sub>s</sub>	06.12.1922	12.1918 (E)	05.1982-02.1983 & 1987-1989 - T. Honan (Senate)
82 Israel	15.05.1948	---	03.1969-04.1974 - G. Meir	15.05.1948	15.05.1948	25.01.1949	01.1949 (E)	---
83 Italy	---	---	---	01.02.1945	01.02.1945	1848	06.1946 (E)	1994-1998 - I. Pivetti (Chamber of Deputies); 1979-1992 - N. Iotti (Chamber of Deputies)
84 Jamaica	06.08.1962	---	---	20.11.1944	20.11.1944	02.1967	12.1944 (E)	Since 01.1998 - S. Marshall-Burnett (Senate); 12.1997-2002 - V. Neilson (House of Representatives); 09.1984-10.1986 - J. Grant Woodham (Senate)
85 Japan	---	---	---	17.12.1945; 24.02.1947 <sub>s</sub>	17.12.1945; 24.02.1947 <sub>s</sub>	29.11.1890	04.1946 (E) (House of Representatives); 04.1947 (E) (House of Councillors)	Since 2004 - C. Oogi (House of Councillors); 1993-1996 - T. Doi (House of Representatives)
86 Jordan	25.05.1946	---	---	05.03.1974	05.03.1974	1946	11.1989 (N) (Senate); 11.1993 (E) (Ch. Deputies)	---
87 Kazakhstan	16.12.1991	---	---	31.01.1924; 28.01.1993 <sub>s</sub>	31.01.1924; 28.01.1993 <sub>s</sub>	03.1990	03.1990 (E)	---
88 Kenya	12.12.1963	---	---	12.12.1963	12.12.1963	05.1963	12.1969 (E+N)	---

Country	Sovereignty after 1940	Women Presidents	Women Prime Ministers	Recognition of women's right to vote	Recognition of women's right to stand for election	First legislature of the present sovereign State <sup>2</sup>	First woman elected (E) or nominated (N) to Parliament	Women as presiding officers of parliament or of one of its chambers
89 Kiribati	12.07.1979	--	--	15.11.1967	15.11.1967	02.02.1978	07.1990 (E)	--
90 Kuwait	19.06.1961	--	--	Right not recognized	Right not recognized	01.1962	No	--
91 Kyrgyzstan	09.1991	--	--	06.1918	06.1918	02.1990	02.1990 (E)	--
92 Lao People's Dem. Rep.	10.1953	--	--	1958	1958	25.12.1955	05.1958 (E)	--
93 Latvia	21.08.1991	Since 06.1999 - V. Vike-Freiberga	--	18.11.1918	?	03.04.1990	04.1920 (E)	Since 10.2002 - I. Udre (Saeima); 10.1995-09.1996 - I. Kreituse (Saeima)
94 Lebanon	22.11.1943	--	--	1952	1952	04.1947	04.1963 (E)	--
95 Lesotho	04.10.1966	--	--	30.04.1965	30.04.1965	04.1965	04.1965 (N); 03.1993 (E)	Since 11.1999 - N. Motsamai (National Assembly)
96 Liberia	--	09.1996-08.1997 - R. Perry	--	07.05.1946	07.05.1946	1889	?	--
97 Libyan Arab Jamahiriya	24.12.1951	--	--	1964	1964	02.1952	?	--
98 Liechtenstein	--	--	--	01.07.1984	01.07.1984	24.11.1862	02.1986 (E)	--
99 Lithuania	11.03.1990	--	03.1990-01.1991 - K. Prunskiene; 04-18.04.1999 - I. Degutiene (acting)	02.11.1918	02.11.1918	15.09.1920	05.1920 (E)	--
100 Luxembourg	--	--	--	15.05.1919	15.05.1919	28.07.1918	04.1919 (E)	1989-1994 & 1994-1995 - E. Hennicot-Schoepges (Chamber of Deputies)
101 Madagascar	26.06.1960	--	--	29.04.1959	29.04.1959	06.1960	08.1965 (E)	--
102 Malawi	06.07.1964	--	--	1961	1961	04.1964	04.1964 (E)	--
103 Malaysia	31.08.1957	--	--	31.08.1957	31.08.1957	08.1959	08.1959 (E) (Ch. Deputies); 05.1965 (N)	--
104 Maldives	26.07.1965	--	--	1932	1932	11.1979	11.1979 (E)	--
105 Mali	20.06.1960	--	--	1956	1956	1960	1960 (E)	--
106 Malta	21.09.1964	02.1982-02.1987 - A. Barbara	--	05.09.1947	05.09.1947	03.1966	03.1966 (E)	1996-1998 - M. Spiteri Debono (House of Representatives)
107 Marshall Islands	09.1991	--	--	01.05.1979	01.05.1979	01.11.1991	11.1991 (E)	--
108 Mauritania	28.11.1960	--	--	20.05.1961	20.05.1961	1965	10.1975 (E)	--
109 Mauritius	12.03.1968	--	--	1956	1956	12.1976	06.1975 (E)	--
110 Mexico	--	--	--	15.02.1947	17.10.1953	31.01.1824	09.1952 (N); 07.1955 (E)	09.2001-12.2002 - B. Paredes Rangel (Chamber of Deputies); 1997-2000 - M. Moreno Uriegas (Senate)
111 Micronesia (Fed. States of)	09.1991	--	--	03.11.1979	03.11.1979	03.1993	No	--
112 Monaco	--	--	--	17.12.1962	17.12.1962	02.1963	02.1963 (E)	--
113 Mongolia	01.01.1946	09.1953-07.1954 - S. Yanjmaa (Acting)	22.07.1999-30.07.1999 - N.-O. Tuyaa (acting)	01.11.1924	01.11.1924	06.1951	06.1951 (E)	--
114 Morocco	02.03.1956	--	--	05.1963	05.1963	05.1963	06.1993 (E)	--
115 Mozambique	04.12.1977	--	Since 02.2004 - L. Diogo	25.06.1975	25.06.1975	12.1977	12.1977 (E)	--
116 Myanmar	--	--	--	1935	19.03.1946	04.1947	04.1947 (E)	--
117 Namibia	21.03.1990	--	--	07.11.1989	07.11.1989	11.1989	11.1989 (E)	--
118 Nauru	31.01.1968	--	--	03.01.1968	03.01.1968	31.01.1968	12.1986 (E)	--
119 Nepal	--	--	--	1951	1951	02.1959	1952 (N); 10.1959 (E+N)	--
120 Netherlands	--	--	--	09.08.1919	29.11.1917	1796 or 1813	07.1918 (E)	Since 06.2003 - Y. Timmerman-Buck (Senate); 05.1998-05.2002 - J. van Nieuwenhoven (House of Representatives)
121 New Zealand	--	--	Since 11.1999 - H. Clark; 12.1997-11.1999 - J. Shipley	19.09.1893	29.10.1919	1852	09.1933 (E)	--
122 Nicaragua	--	04.1990-01.1997 - V. Barrios de Chamorro	--	21.04.1955	21.04.1955	08.04.1826	02.1972 (E)	1990-1992 - M. Argüello Morales (National Assembly)
123 Niger	03.08.1960	--	--	1948	1948	1958	12.1989 (E)	--
124 Nigeria	01.10.1960	--	--	1958	1958	03.1965	?	--
125 Norway	--	--	02-10.1981; 05.1986-10.1989 & 11.1990-10.1996 G. Harlem Brundtland	1913	1907; 1913	1814	1911 (N)	1993-1997 & 1997-2001 - K. Kolle Grøndahl (Stortinget)
126 Oman	--	--	--	?	?	?	?	--

Country	Sovereignty after 1940	Women Presidents	Women Prime Ministers	Recognition of women's right to vote	Recognition of women's right to stand for election	First legislature of the present sovereign State <sup>2</sup>	First woman elected (E) or nominated (N) to Parliament	Women as presiding officers of parliament or of one of its chambers
127 Pakistan <sup>7</sup>	1.72	---	12.1988-08.1990 & 10.1993-11.1996 - B. Bhutto	1946	1946	1973	1973 (E)	---
128 Palau	01.10.1994	---	---	02.04.1979	02.04.1979	11.1992	No	---
129 Panama	---	09.1999-09.2004 - M.E. Moscoso de Arias	---	05.07.1941; 01.03.1946 <sub>s</sub>	05.07.1941; 01.03.1946 <sub>s</sub>	1904	1946 (E)	1994-1996 - B. Herrera Araúz (Legislative Assembly)
130 Papua New Guinea	16.09.1975	---	---	15.02.1964	27.02.1963	07.1977	07.1977 (E)	---
131 Paraguay	---	---	---	05.07.1961	05.07.1961	1811	04.1963 (E)	---
132 Peru	---	---	06.2003-12.2003 - B. Merino (President of the Council of Ministers)	07.09.1955	07.09.1955	20.09.1822	07.1956 (E)	1999-2000 - M. Hildebrandt Pérez (Congress); 1995-1996 - M. Chávez Cossío de Ocampo (Congress)
133 Philippines	04.07.1946	Since 01.2001 - G. Macapagal-Arroyo; 02.1986-06.1992 - C. Aquino	---	30.04.1937	30.04.1937	23.04.1946	11.1941 (E)	---
134 Poland	---	---	07.1992-10.1993 - H. Suchocka	28.11.1918	28.11.1918	01.1953	01.1919 (E) (Sejm); 03.1928 (E) (Senate)	1997-2001 - A. Grzeszkowiak (Senate)
135 Portugal	---	---	08.1979-01.1980 - M. de Lourdes Pintasilgo	05.05.1931; 16.11.1934	05.05.1931 16.11.1934	27.01.1821	11.1934 (N); 11.1934 (E)	---
136 Qatar	09.01.1971	---	---	?	?	?	?	---
137 Republic of Korea	15.08.1948	---	---	17.07.1948	17.07.1948	10.05.1948	05.1948 (E)	---
138 Republic of Moldova	01.08.1991	---	---	15.04.1978;	15.04.1978	01.02.1990	02.1990 (E)	Since 03.2001 - E. Ostapciuc (Parliament)
139 Romania	---	---	---	1929 - 07.1946 <sub>s</sub>	1929 - 07.1946 <sub>s</sub>	20.11.1919	11.1946 (E)	---
140 Russian Federation <sup>8</sup>	01.06.1990	---	---	06.1918	06.1918	01.12.1993	12.1993 (E)	---
141 Rwanda	01.07.1962	---	07.1993-04.1994 - A. Uwilingiyimana	25.09.1961	25.09.1961 <sub>u</sub>	01.12.1965	12.1981 (E)	---
142 Saint Kitts and Nevis	19.09.1983	---	---	1951	1951	06.1984	06.1984 (E)	Since 10.2004 - M. Liburd (Assembly); 09.2001-10.2004 - M. Morton (Assembly)
143 Saint Lucia	22.02.1979	---	---	1951	1951	07.1979	05.1974 (E)	---
144 Saint Vincent and the Grenadines	27.10.1979	---	---	05.05.1951	05.05.1951	12.1979	12.1979 (E)	---
145 Samoa	01.01.1962	---	---	1948; 1990	1948; 1990	04.1964	02.1976 (N); 04.1991 (E)	---
146 San Marino	---	10.2003-03.2004 V. Ciavatta; 04.2000-09.2000 - M. D. Michelotti; 04.1999-09.1999 - R. Zafferani; 10.1991 - E. Ceccoli; 04.1993 - P. Busignani; 10.1989 & 04.1984 - G. Ranocchini; 04-10.1981 -	---	29.04.1959	10.09.1973	13 <sup>th</sup> cent.; 1906	09.1974 (E)	10.2003-03.2004 V. Ciavatta; 04.2000-09.2000 - M. D. Michelotti; 04.1999-09.1999 - R. Zafferani; 10.1991 - E. Ceccoli; 04.1993 - P. Busignani; 10.1989 & 04.1984 - G. Ranocchini; 04-10.1981 - M.L. Pedini Angelini;
147 São Tomé and Príncipe	12.07.1975	---	09.2002-09.2004 - M. das Neves Ceita Batista de Sousa	12.07.1975	12.07.1975	12.1975	12.1975 (E)	1980-1985 & 1985-1991 - A. Graça do Espírito Santo (National Assembly)
148 Saudi Arabia	27.04.1961	---	---	Not recognised	Not recognised	?	No	---
149 Senegal	04.04.1960	---	05.2001-11.2002 - M. Micic (acting)	19.02.1945	19.02.1945	1960	12.1963 (E)	---
150 Serbia and Montenegro <sup>2</sup>	1992	12.02 - 02.2004 - N. Micic (acting)	05.1982-05.1986 - M. Planinc	31.01.1946	31.01.1946	01.12.1992	11.1943 (E)	2001-2004 - N. Micic (National Assembly); 2001-2002 - V. Perovic (Parliament); 05.1989-06.1992 - B. Glumac-Levakov (Federal Chamber of the S.F.R.Y.); 05.1986-05.1987 - M. Gligorijevic-Takeva (Federal Chamber of the S.F.R.Y.); 10.1979-05.1982 - S. Tomasevic-Arnesen (Federal Chamber of the S.F.R.Y. Assembly); 05.1967-05.1969 - V. Tomsic (Federal Chamber and Chamber of Nationalities of the Federal Assembly); 06.1963-05.1967 - O. Vrabic (Chamber of Welfare and Health of the Federal Assembly of the S.F.R.Y.)
151 Seychelles	28.06.1976	---	---	06.08.1948	06.08.1948	01.09.1976	06.1976 (E); 09.1976 (N)	---
152 Sierra Leone	27.04.1961	---	---	27.04.1961	27.04.1961	04.1962	?	---

Country	Sovereignty after 1940	Women Presidents	Women Prime Ministers	Recognition of women's right to vote	Recognition of women's right to stand for election	First legislature of the present sovereign State <sup>2</sup>	First woman elected (N) or nominated (N) to Parliament	Women as presiding officers of parliament or of one of its chambers
153 Singapore	09.08.1965	--	--	18.07.1947	18.07.1947	21.09.1963	09.1963 (E)	--
154 Slovakia	01.01.1993	--	--	1920	1920	01.06.1992	06.1992 (E)	--
155 Slovenia	08.10.1991	--	--	31.01.1946	31.06.1946	12.1992	12.1992 (E)	--
156 Solomon Islands	07.07.1978	--	--	01.04.1974	04.1974	08.1980	05.1993 (E)	--
157 Somalia	01.07.1960	--	--	1956	1956	02.1960	12.1979 (E)	--
158 South Africa	--	--	--	1930 - Whites; 1984 - Coloureds + Indians; 1994 - Blacks	1930 - Whites; 1984 - Coloureds + Indians; 1994 - Blacks	04.1933	04.1933 (E)	Since 04.2004 - B. Mbete (National Assembly); 1999-2004 - N. Pandore (National Council of Provinces); 1994-1999 & 1999-2004 - F.N. Ginwala (National Assembly)
159 Spain	--	--	--	09.12.1931	08.05.1931	1810	07.1931 (E)	04.2000-01.2004 - L. F. Rudi (Chamber of Deputies); 02.1999-04.2000 & 04.2000-10.2002 - E. Aguirre Gil de Biedma (Senate)
160 Sri Lanka	04.02.1948	11.1994-11.1999 & since 12.1999 - C. Kumaratunge	08.1994-11.1994 C. Kumaratunge; 07.1960-03.1965 & 05.1970-07.1977 & 11.1994-08.2000 - S. Bandaranaike	20.03.1931	20.03.1931	09.1947	09.1947 (E)	--
161 Sudan	01.1956	--	--	11.1964	11.1964	1954	11.1964 (E)	--
162 Suriname	25.11.1975	--	--	09.12.1948	09.12.1948	10.1975	03.1963 (E)	10.1996-07.2000 - I.M. Djawalapersad (National Assembly)
163 Swaziland	06.09.1968	--	--	06.09.1968	06.09.1968	04.1972	04.1972 (E+N)	--
164 Sweden	--	--	--	05.1919; 1921	05.1919; 1921	1435	09.1921 (E)	1994-1998 & 1998-2002 - B. Dahl (Riksdag); 1991-1994 - I. Troedsson
165 Switzerland	--	01.1999-12.1999 - R. Dreifuss	--	07.02.1971	07.02.1971	1848	10.1971 (E)	2002 - L. Maury Pasquier (National Council); 2001 - F. Saudan (Council of States); 1998 - T. Heberlein (National Council); 1996 - J. Stamm (National Council); 1994 - G. Haller (National Council); 1992 - J. Meier (Council of States); 1982 - H. Lang (National Council); 05-11.1977 - E. Blunshy (National Council)
166 Syrian Arab Republic	17.04.1946	--	--	10.09.1949; 1953	1953	01.07.1947	05.1973 (E)	--
167 Tajikistan	09.09.1991	--	--	1924	1924	01.02.1990	02.1990 (E)	--
168 Thailand	--	--	--	10.12.1932	10.12.1932	1932	11.1947 (N); 06.1949 (E)	--
169 The Former Yugoslav Rep. of Macedonia	08.09.1991	--	05.2004-06.2004 & 11.2004-12.2004 - R. Sekerinska (acting)	31.12.1946	31.12.1946	11.12.1990	11.12.1990 (E)	--
170 Timor-Leste	20.05.2002	--	--	22.03.2002	22.03.2002	20.05.2002	2002 (E)	--
171 Togo	27.04.1960	--	--	22.08.1945	22.08.1945	04.1961	04.1961 (E)	--
172 Tonga	09.10.1962	--	--	1962	1962	04.1962	04.1962 (E)	--
173 Trinidad and Tobago	31.08.1962	--	--	1946	1946	31.08.1962	08.1962 (E+N)	Since 2002 - L. Baboolal (Senate); 1991-1995 - O. Seapaul (House of Representatives)
174 Tunisia	20.03.1956	--	--	06.1959	06.1959	04.1956	11.1959 (E)	--
175 Turkey	--	--	06.1993-07.1996 - T. Çiller	03.04.1930	05.12.1934	1920	02.1935 (N); 1939 (E); 03.1943 (E)	--
176 Turkmenistan	27.10.1991	--	--	1927	1927	01.1990	01.1990 (E)	--
177 Tuvalu	01.10.1978	--	--	01.01.1967	01.01.1967	08.1977	09.1989 (E)	--
178 Uganda	09.10.1962	--	--	1962	1962	04.1962	04.1962 (E)	--
179 Ukraine	05.12.1991	--	Since 02.2005 - Y. Timoshenko	10.03.1919	10.03.1919	03.1990	03.1990 (E)	--
180 United Arab Emirates	02.12.1971	--	--	Right not recognised	Right not recognised	12.1971	No	--
181 United Kingdom	--	--	05.1979 - 11.1990 - M. Thatcher	06.02.1918; 02.07.1928	6.02.1918; 02.07.1928	13 <sup>th</sup> cent.; 06.1886 <sup>9</sup>	12.1918 (E); 11.1919 (E)	1992-1997 & 1997-2000 - B. Boothroyd (House of Commons)
182 United Republic of Tanzania	09.12.1961	--	--	1959	1959	01.09.1965	?	--
183 United States of America	--	--	--	26.08.1920	13.09.1788	04.1789	03.1917 (E) (House of Rep.); 01.1932 (E) (Senate)	--
184 Uruguay	--	--	--	16.12.1932	16.12.1932	18.07.1830	11.1942 (E)	Since 02.2005 - N. Castro (House of Representatives); 1963, 1965 & 1967 - A. Roballo (Senate)
185 Uzbekistan	31.08.1991	--	--	1938	1938	02.1990	02.1990 (E)	--
186 Vanuatu	30.07.1980	--	--	11.1975; 30.07.1980	11.1975; 30.07.1980	11.1979	11.1987 (E)	--



Country	Sovereignty after 1940	Women Presidents	Women Prime Ministers	Recognition of women's right to vote	Recognition of women's right to stand for election	First legislature of the present sovereign State <sup>2</sup>	First woman elected (E) or nominated (N) to Parliament	Women as presiding officers of parliament or of one of its chambers
187 Venezuela	---	---	---	28.03.1946	28.03.1946	29.04.1830	02.1948 (E)	1998-1999 - I. Rojas (Chamber of Deputies); 1994-1995 - C. Lavria (Chamber of Deputies)
188 Viet Nam <sup>10</sup>	1946 & 07.1976	---	---	06.01.1946	06.01.1946	01.07.1976	01.1946 (E)	---
189 Yemen <sup>11</sup>	30.11.1967 22.05.1990	---	---	1967 - (DPR of Yemen); 1970 - (Arab Rep. Yemen)	1967 - (DPR of Yemen); 1970 - (Arab Rep. Yemen)	1967 - (DPR of Yemen); 1970 - (Arab Rep. Yemen)	05.1990 (E ?)	---
151 Zambia	24.10.1964	---	---	30.10.1962	30.10.1962	01.1964	01.1964 (E+N)	---
152 Zimbabwe	18.04.1980	---	---	1957	03.1978	02.1980	02-03.1980 (E+N)	---

- The countries where Parliament stood suspended or temporarily dissolved at the time of the study are indicated in italics. The same applied to countries which never had a Parliament.
- The date given is that of the first legislature of the present sovereign State. Likewise, account is taken only of the date on which a woman became a member of the first legislature after independence. For all countries which had a form of representative institution between the 10th and 13th century, this reference is given as well as the date on which a Parliament in the present day meaning of the word (i.e. having legislative and oversight powers according to internal law) was established.
- Conditions or restrictions were attached when women were granted the right to vote and/or stand for election. Reference to several dates reflects the stages in the granting of rights. It is not uncommon, in countries previously under colonial rule for women to have been granted the rights to vote and be elected by the colonial administration and to have had them confirmed at the time of accession to independence. Similarly, it is not uncommon, in countries that were formerly part of a federation and in which women were entitled to vote and be elected under the federal legislation, for women to have had these rights confirmed under the Constitution of the newly independent State.
- According to the Constitution adopted in Bahrain on 6 December 1973, all citizens are equal before the law, and records shows that the majority of the Constituent Council then interpreted that this provision included voting rights for women. However, women were not able to exercise electoral rights until 2001.
- In November 1955, Eritrea was part of Ethiopia. The Constitution of sovereign Eritrea adopted on 23 May 1997 stipulates that "*All Eritrean citizens, of eighteen years of age or more, shall have the right to vote.*"
- Reunification of the Federal Republic of Germany and the German Democratic Republic on 3 October 1990.
- Pakistan became independent in August 1947; the dates given here are for Pakistan following the partition of Bangladesh.
- For the USSR, see data in IPU publication « *Women in Parliament: 1945-1995, A World Statistical Survey* », Series "Reports and Documents", N°23, 1995
- This date is that of the first elections to the House of Commons following the electoral reform of 1884, which established a uniform electoral system for the entire United Kingdom and granted adult males the right to vote and to stand for election.
- Reunification of the Democratic Republic of Viet Nam and the Republic of Viet Nam in July 1976.
- Reunification of Yemen on 22 May 1990.
- The Federal Rep. of Yugoslavia became Serbia and Montenegro in 2003. For the SFR of Yugoslavia, see data in IPU publication « *Women in Parliament: 1945-1995* », Series "Reports and Documents", N°23, 1995
- The right to vote and to be elected was granted to women in 1929. However, voting was made compulsory for women only in 1967 (whereas men were obliged to vote as of 1929).
- Women can only be elected to the Presidency of the Republic since 20.10.1978



## DATA SHEET N° 2

PROGRESS AND SETBACKS  
of Women in National Parliaments  
between 01.07.1995 and 01.01.2005

Country	Single or Lower Chamber of Parliament						
	01.07.1995			01.01.2005			+ & -
	Women	Total Seats	% of Women	Women	Total Seats	% of Women	Percentage points
<b>Progress</b>							
Rwanda	12 / 70		17.14	39 / 80		48.75	31.61
Belgium	18 / 150		12.00	52 / 150		34.67	22.67
Costa Rica	8 / 57		14.04	20 / 57		35.09	21.05
Spain	56 / 350		16.00	126 / 350		36.00	20.00
Tunisia	11 / 163		6.75	43 / 189		22.75	16.00
Croatia	8 / 138		5.80	33 / 152		21.71	15.91
The Former Yugoslav Rep. of Macedonia	4 / 120		3.33	23 / 120		19.17	15.83
Monaco	1 / 18		5.56	5 / 24		20.83	15.28
Australia	14 / 147		9.52	37 / 150		24.67	15.14
Lithuania	10 / 141		7.09	31 / 141		21.99	14.89
Suriname	3 / 51		5.88	10 / 51		19.61	13.73
Lao People's Democratic Republic	8 / 85		9.41	25 / 109		22.94	13.52
Cuba	134 / 589		22.75	219 / 609		35.96	13.21
Saint Vincent and the Grenadines	2 / 21		9.52	5 / 22		22.73	13.20
Bulgaria	32 / 240		13.33	63 / 240		26.25	12.92
Cyprus	2 / 56		3.57	9 / 56		16.07	12.50
Guinea	8 / 114		7.02	22 / 114		19.30	12.28
Singapore	3 / 81		3.70	15 / 94		15.96	12.25
Bosnia and Herzegovina	7 / 156		4.49	7 / 42		16.67	12.18
Argentina	56 / 257		21.79	86 / 255		33.73	11.94
Bahamas	4 / 49		8.16	8 / 40		20.00	11.84
Ecuador	3 / 67		4.48	16 / 100		16.00	11.52
Uzbekistan	15 / 250		6.00	21 / 120		17.50	11.50
Saint Lucia	0 / 17		0.00	2 / 18		11.11	11.11
Republic of Korea	6 / 299		2.01	39 / 299		13.04	11.04
Republic of Moldova	5 / 104		4.81	16 / 101		15.84	11.03
Djibouti	0 / 65		0.00	7 / 65		10.77	10.77
Guyana	13 / 65		20.00	20 / 65		30.77	10.77
Andorra	1 / 28		3.57	4 / 28		14.29	10.71
Equatorial Guinea	6 / 80		7.50	18 / 100		18.00	10.50
Portugal	20 / 230		8.70	44 / 230		19.13	10.43
Austria	43 / 183		23.50	62 / 183		33.88	10.38
Morocco	2 / 333		0.60	35 / 325		10.77	10.17
United Republic of Tanzania	28 / 249		11.24	63 / 295		21.36	10.11
Dominica	3 / 32		9.38	6 / 31		19.35	9.98
Tajikistan	5 / 181		2.76	8 / 63		12.70	9.94
Mozambique	63 / 250		25.20	87 / 250		34.80	9.60
Bhutan	0 / 150		0.00	14 / 152		9.21	9.21
Viet Nam	73 / 395		18.48	136 / 498		27.31	8.83
Niger	3 / 83		3.61	14 / 113		12.39	8.77
United Kingdom	62 / 651		9.52	119 / 659		18.06	8.53
Azerbaijan	1 / 50		2.00	13 / 124		10.48	8.48
Bolivia	14 / 130		10.77	25 / 130		19.23	8.46

Country	Single or Lower Chamber of Parliament						
	01.07.1995			01.01.2005			+ & - Percentage points
	Women	Total Seats	% of Women	Women	Total Seats	% of Women	
<b>Progress</b>							
Mexico	71 / 500		14.20	113 / 500		22.60	8.40
Malawi	10 / 177		5.65	27 / 193		13.99	8.34
Panama	6 / 72		8.33	13 / 78		16.67	8.33
Peru	12 / 120		10.00	22 / 120		18.33	8.33
Greece	18 / 300		6.00	42 / 300		14.00	8.00
Burkina Faso	4 / 107		3.74	13 / 111		11.71	7.97
Mali	3 / 129		2.33	15 / 147		10.20	7.88
South Africa	100 / 400		25.00	131 / 400		32.75	7.75
Malta	1 / 66		1.52	6 / 65		9.23	7.72
Swaziland	2 / 65		3.08	7 / 65		10.77	7.69
Paraguay	2 / 80		2.50	8 / 80		10.00	7.50
Senegal	14 / 120		11.67	23 / 120		19.17	7.50
Romania	14 / 341		4.11	38 / 332		11.45	7.34
Poland	60 / 460		13.04	93 / 460		20.22	7.17
New Zealand	21 / 99		21.21	34 / 120		28.33	7.12
Lesotho	3 / 65		4.62	14 / 120		11.67	7.05
Czech Republic	20 / 200		10.00	34 / 200		17.00	7.00
Switzerland	36 / 200		18.00	50 / 200		25.00	7.00
Democratic Republic of the Congo	37 / 738		5.01	60 / 500		12.00	6.99
Namibia	13 / 72		18.06	18 / 72		25.00	6.94
Congo	2 / 125		1.60	11 / 129		8.53	6.93
Grenada	3 / 15		20.00	4 / 15		26.67	6.67
Germany	176 / 672		26.19	197 / 601		32.78	6.59
Uganda	47 / 270		17.41	73 / 305		23.93	6.53
Philippines	22 / 250		8.80	36 / 236		15.25	6.45
Latvia	15 / 100		15.00	21 / 100		21.00	6.00
Estonia	13 / 101		12.87	19 / 101		18.81	5.94
Israel	11 / 120		9.17	18 / 120		15.00	5.83
France	37 / 577		6.41	70 / 574		12.20	5.78
Dominican Republic	14 / 120		11.67	26 / 150		17.33	5.67
Angola	21 / 220		9.55	33 / 220		15.00	5.45
Zambia	10 / 150		6.67	19 / 158		12.03	5.36
Netherlands	47 / 150		31.33	55 / 150		36.67	5.33
Antigua and Barbuda	1 / 19		5.26	2 / 19		10.53	5.26
Kyrgyzstan	5 / 103		4.85	6 / 60		10.00	5.15
Uruguay	7 / 99		7.07	12 / 99		12.12	5.05
Serbia and Montenegro (Yugoslavia)	(4) / (138)		(2.90)	10 / 126		7.94	5.04
Denmark	59 / 179		32.96	68 / 179		37.99	5.03
Chile	9 / 120		7.50	15 / 120		12.50	5.00
San Marino	7 / 60		11.67	10 / 60		16.67	5.00
Togo	1 / 81		1.23	5 / 81		6.17	4.94
Sweden	141 / 349		40.40	158 / 349		45.27	4.87
Iceland	16 / 63		25.40	19 / 63		30.16	4.76
Kiribati	0 / 41		0.00	2 / 42		4.76	4.76
Nicaragua	15 / 92		16.30	19 / 92		20.65	4.35
Japan	14 / 511		2.74	34 / 480		7.08	4.34
Jordan	1 / 80		1.25	6 / 110		5.45	4.20
Kenya	6 / 202		2.97	16 / 224		7.14	4.17
Fiji	3 / 70		4.29	6 / 71		8.45	4.16
United States of America	48 / 440		10.91	65 / 435		14.94	4.03
Finland	67 / 200		33.50	75 / 200		37.50	4.00
Guinea-Bissau	10 / 100		10.00	14 / 100		14.00	4.00

Country	Single or Lower Chamber of Parliament						
	01.07.1995			01.01.2005			+ & - Percentage points
	Women	Total Seats	% of Women	Women	Total Seats	% of Women	
<b>Progress</b>							
Liechtenstein	2 / 25		8.00	3 / 25		12.00	4.00
Cambodia	7 / 120		5.83	12 / 123		9.76	3.92
Venezuela	12 / 203		5.91	16 / 165		9.70	3.79
Mauritania	0 / 79		0.00	3 / 81		3.70	3.70
Cape Verde	6 / 79		7.59	8 / 72		11.11	3.52
Gabon	7 / 119		5.88	11 / 119		9.24	3.36
Luxembourg	12 / 60		20.00	14 / 60		23.33	3.33
Madagascar	5 / 138		3.62	11 / 160		6.88	3.25
Belize	1 / 29		3.45	2 / 30		6.67	3.22
Canada	53 / 295		17.97	65 / 308		21.10	3.14
Georgia	14 / 222		6.31	22 / 235		9.36	3.06
Comoros	0 / 42		0.00	1 / 33		3.03	3.03
Ghana	16 / 200		8.00	25 / 230		10.87	2.87
Mauritius	2 / 70		2.86	4 / 70		5.71	2.86
Mongolia	3 / 76		3.95	5 / 74		6.76	2.81
Thailand	24 / 391		6.14	40 / 453		8.83	2.69
Ethiopia	11 / 220		5.00	42 / 547		7.68	2.68
Barbados	3 / 28		10.71	4 / 30		13.33	2.62
Botswana	4 / 47		8.51	7 / 63		11.11	2.60
Turkey	8 / 450		1.78	24 / 550		4.36	2.59
Syrian Arab Republic	24 / 250		9.60	30 / 250		12.00	2.40
Seychelles	9 / 33		27.27	10 / 34		29.41	2.14
Slovakia	22 / 150		14.67	25 / 150		16.67	2.00
Samoa	2 / 47		4.26	3 / 49		6.12	1.87
Saõ Tomé and Príncipe	4 / 55		7.27	5 / 55		9.09	1.82
Vanuatu	1 / 46		2.17	2 / 52		3.85	1.67
Brazil	36 / 513		7.02	44 / 513		8.58	1.56
Ukraine	17 / 450		3.78	24 / 450		5.33	1.56
Sudan	26 / 316		8.23	35 / 360		9.72	1.49
Malaysia	15 / 192		7.81	20 / 219		9.13	1.32
Colombia	18 / 166		10.84	20 / 166		12.05	1.20
Eritrea	22 / 105		20.95	33 / 150		22.00	1.05
Papua New Guinea	0 / 109		0.00	1 / 109		0.92	0.92
Guatemala	6 / 80		7.50	13 / 158		8.23	0.73
Albania	8 / 140		5.71	9 / 140		6.43	0.71
Iran (Islamic Rep. of)	9 / 261		3.45	12 / 290		4.14	0.69
Egypt	10 / 454		2.20	13 / 454		2.86	0.66
Ireland	21 / 166		12.65	22 / 166		13.25	0.60
Trinidad and Tobago	7 / 37		18.92	7 / 36		19.44	0.53
India	42 / 528		7.95	45 / 545		8.26	0.30
<b>Status quo</b>							
Democratic People's Rep. of Korea	138 / 687		20.09	138 / 687		20.09	0.00
El Salvador	9 / 84		10.71	9 / 84		10.71	0.00
Jamaica	7 / 60		11.67	7 / 60		11.67	0.00
Kuwait	0 / 50		0.00	0 / 65		0.00	0.00
Lebanon	3 / 128		2.34	3 / 128		2.34	0.00
Marshall Islands	1 / 33		3.03	1 / 33		3.03	0.00
Micronesia (Federates States of)	0 / 14		0.00	0 / 14		0.00	0.00
Palau	0 / 16		0.00	0 / 16		0.00	0.00
Saint Kitts and Nevis	0 / 16		0.00	0 / 15		0.00	0.00
United Arab Emirates	0 / 40		0.00	0 / 40		0.00	0.00

Country	Single or Lower Chamber of Parliament						+ & - Percentage points
	01.07.1995			01.01.2005			
	Women	Total Seats	% of Women	Women	Total Seats	% of Women	
<b>Setbacks</b>							
Maldives	3 / 48		6.25	3 / 50		6.00	-0.25
Yemen	2 / 301		0.66	1 / 301		0.33	-0.33
Sri Lanka	12 / 225		5.33	11 / 225		4.89	-0.44
Liberia	2 / 35		5.71	4 / 76		5.26	-0.45
Algeria	12 / 178		6.74	24 / 389		6.17	-0.57
Benin	5 / 64		7.81	6 / 83		7.23	-0.58
China	626 / 2978		21.02	604 / 2985		20.23	-0.79
Indonesia	61 / 500		12.20	62 / 550		11.27	-0.93
Norway	65 / 165		39.39	63 / 165		38.18	-1.21
Honduras	9 / 128		7.03	7 / 128		5.47	-1.56
Solomon Islands	1 / 47		2.13	0 / 50		0.00	-2.13
Côte d'Ivoire	8 / 75		10.67	19 / 223		8.52	-2.15
Slovenia	13 / 90		14.44	11 / 90		12.22	-2.22
Hungary	44 / 386		11.40	35 / 385		9.09	-2.31
Cameroon	22 / 180		12.22	16 / 180		8.89	-3.33
Tonga	1 / 30		3.33	0 / 30		0.00	-3.33
Russian Federation	60 / 449		13.36	44 / 447		9.84	-3.52
Italy	95 / 630		15.08	71 / 616		11.53	-3.55
Zimbabwe	22 / 150		14.67	15 / 150		10.00	-4.67
Tuvalu	1 / 13		7.69	0 / 15		0.00	-7.69
Bangladesh	35 / 330		10.61	6 / 300		2.00	-8.61
Chad	9 / 55		16.36	10 / 155		6.45	-9.91

N.B. Countries that did not have a parliament in 1995 or do not have one at present, and those for which the information available was not sufficient for a comparison between the presence of women in parliament in 1995 and 2005, are not included in this list.



## DATA SHEET N° 3

## WOMEN

in the two parliamentary regional assemblies  
elected by direct suffrage

**CENTRAL AMERICAN PARLIAMENT****18.2%**

*Classification by descending order of the percentage of women  
Situation as at February 2005*

	<b>Elections</b>	<b>Seats</b>	<b>Women</b>	<b>Percentage</b>
<b>Panama</b>	05.2004	22	6	<b>27.3%</b>
<b>Guatemala</b>	11.2003	22	5	<b>22.7%</b>
<b>Dominican Republic</b>	02.2004	22	4	<b>18.2%</b>
<b>Nicaragua</b>	11.2001	22	4	<b>18.2%</b>
<b>El Salvador</b>	03.2003	22	3	<b>13.6%</b>
<b>Honduras</b>	11.2001	22	2	<b>9.1%</b>
		132	24	<b>18.2%</b>

**EUROPEAN PARLIAMENT****30.3%**

*Classification by descending order of the percentage of women  
Situation as at February 2005*

	<b>Elections</b>	<b>Seats</b>	<b>Women</b>	<b>Percentage</b>
<b>Sweden</b>	06.2004	19	11	<b>57.9%</b>
<b>Luxembourg</b>	06.2004	6	3	<b>50.0%</b>
<b>Netherlands</b>	06.2004	27	12	<b>44.4%</b>
<b>Slovenia</b>	06.2004	7	3	<b>42.9%</b>
<b>France</b>	06.2004	78	33	<b>42.3%</b>
<b>Austria</b>	06.2004	18	7	<b>38.9%</b>
<b>Ireland</b>	06.2004	13	5	<b>38.5%</b>
<b>Lithuania</b>	06.2004	13	5	<b>38.5%</b>
<b>Hungary</b>	06.2004	24	9	<b>37.5%</b>
<b>Denmark</b>	06.2004	14	5	<b>35.7%</b>
<b>Finland</b>	06.2004	14	5	<b>35.7%</b>
<b>Slovakia</b>	06.2004	14	5	<b>35.7%</b>
<b>Estonia</b>	06.2004	6	2	<b>33.3%</b>
<b>Spain</b>	06.2004	54	18	<b>33.3%</b>
<b>Germany</b>	06.2004	99	31	<b>31.3%</b>
<b>Belgium</b>	06.2004	24	7	<b>29.2%</b>
<b>Greece</b>	06.2004	24	7	<b>29.2%</b>
<b>Portugal</b>	06.2004	24	6	<b>25.0%</b>
<b>United Kingdom</b>	06.2004	78	19	<b>24.4%</b>
<b>Latvia</b>	06.2004	9	2	<b>22.2%</b>
<b>Czech Republic</b>	06.2004	24	5	<b>20.8%</b>
<b>Italy</b>	06.2004	78	15	<b>19.2%</b>
<b>Poland</b>	06.2004	54	7	<b>13.0%</b>
<b>Cyprus</b>	06.2004	6	0	<b>0.0%</b>
<b>Malta</b>	06.2004	5	0	<b>0.0%</b>
		732	222	<b>30.3%</b>

# The European Parliament since its establishment

## OVERALL SITUATION BETWEEN 1979 AND 2005

Elections	Seats	Men	Women	% of women
06.1979	410	341	69	16.8%
06.1984	518	433	85	16.4%
06.1989	518	415	103	19.9%
06.1994	567	420	147	25.9%
01.1995	626	453	173	27.6%
05.2000	626	432	194	31.0%
06.2004	732	510	222	30.3%

## COUNTRY-BY-COUNTRY SITUATION

Country	June 1979	June 1984	June 1989	June 1994	May 2000	June 2004
Austria <sup>1</sup>	---	---	---	7/21=33.3	8/21=38.1%	7/18=38.9%
Belgium	6/24=25.0%	4/24=16.7%	5/24=20.8%	8/25=32.0%	8/25=32.0%	7/24=29.2%
Cyprus	---	---	---	---	---	0/6=0.0%
Czech Republic	---	---	---	---	---	5/24=20.8%
Denmark	4/16=25.0%	7/16=43.8%	6/16=37.5%	7/16=43.8%	6/16=37.5%	5/14=35.7%
Estonia	---	---	---	---	---	2/6=33.3%
Finland	---	---	---	10/16=62.5%	7/16=43.8%	5/14=35.7%
France	18/81=22.2%	16/81=19.8%	18/81=22.2%	26/87=29.9%	37/87=42.5%	33/78=42.3%
Germany <sup>2</sup>	12/81=14.8%	16/81=19.8%	27/81=33.3%	35/99=35.3%	38/99=38.4%	31/99=31.3%
Greece	---	2/24=8.3%	0/24=0.0%	4/25=16.0%	5/25=20.0%	7/24=29.2%
Hungary	---	---	---	---	---	9/24=37.5%
Ireland	1/15=6.7%	1/15=6.7%	1/15=6.7%	4/15=26.7%	5/15=33.3%	5/13=38.5%
Italy	10/81=12.3%	8/81=9.9%	11/81=13.6%	11/87=12.6%	10/87=11.5%	15/78=19.2%
Latvia	---	---	---	---	---	2/9=22.2%
Lithuania	---	---	---	---	---	5/13=38.5%
Luxembourg	2/6=33.3%	2/6=33.3%	3/6=50.0%	2/6=33.3%	2/6=33.3%	3/6=50.0%
Malta	---	---	---	---	---	0/5=0.0%
Netherlands	5/25=20.0%	7/25=28.0%	7/25=28.0%	10/31=32.2%	11/31=35.5%	12/27=44.4%
Poland	---	---	---	---	---	7/54=13.0%
Portugal	---	2/24=8.3%	4/24=16.7%	2/25=8.0%	5/25=20.0%	6/24=25.0%
Spain	---	6/60=10.0%	9/60=15.0%	21/64=8.0%	21/64=32.8%	18/54=33.3%
Slovakia	---	---	---	---	---	5/14=35.7%
Slovenia	---	---	---	---	---	3/7=42.9%
Sweden	---	---	---	10/22=45.4%	10/22=45.5%	11/19=57.9%
United Kingdom	11/81=13.6%	12/81=14.8%	12/81=14.8%	16/87=18.4%	21/87=24.1%	19/78=24.4%



## DATA SHEET N° 4

A CHRONOLOGY OF WOMEN  
Heads of State or Government - 1945-02.2005

## ELECTED WOMEN PRESIDENTS

---

♦ Argentina	Maria Estela Martínez de Perón	07.1974 - 03.1976
♦ Bolivia	Lydia Gueiler Tejada	11.1979 - 07.1980
♦ Iceland	Vigdís Finnbogadóttir	08.1980 - 08.1996
♦ San Marino	Maria Lea Pedini Angelini	04 - 10. 1981
♦ Malta	Agatha Barbara	02.1982 - 02.1987
♦ San Marino	Gloriana Ranocchini	04 - 10.1984
♦ Philippines	Corazon Aquino	02. 1986 - 06.1992
♦ San Marino	Gloriana Ranocchini	10.1989 - 04.1990
♦ Haiti	Ertha Pascal Trouillot	03.1990 - 02.1991
♦ Nicaragua	Violeta Barrios de Chamorro	04.1990 - 01.1997
♦ Ireland	Mary Robinson	12.1990 - 11.1997
♦ San Marino	Edda Ceccoli	10.1991 - 04.1992
♦ San Marino	Patrizia Busignani	04 - 10.1993
♦ Sri Lanka	Chandrika Kumaratunge	11.1994 - 11.1999
♦ Liberia	Ruth Perry	11.1996 - 08.1997
♦ Guyana	Janet Jagan	12.1997 – 08.1999
♦ Ireland	Mary McAleese	11.1997 – currently (02.2005)
♦ Switzerland	Ruth Dreifuss	01.1999 - 12.1999
♦ San Marino	Rosa Zafferani	04 -10.1999
♦ Latvia	Vaira Vīke-Freiberga	06.1999 – currently (02.2005)
♦ Panama	Mireya Elisa Moscoso de Arias	09.1999 – 09.2004
♦ Sri Lanka	Chandrika Kumaratunge	12.1999 – currently (02.2005)
♦ Finland	Tanja Kaarina Halonen	03.2000 – currently (02.2005)
♦ San Marino	Maria Domenica Michelotti	04 - 10.2000
♦ Philippines	Gloria Macapagal-Arroyo	01.2001-currently (02.2005)
♦ Indonesia	Megwati Sukarnoputri	07.2001-10.2004
♦ San Marino	Valeria Ciavatta	10.2003 - 03.2004

The title of Honorary President was conferred posthumously on Soong Ching Ling, former Vice-President of the **People's Republic of China**. Seven women served as Acting Head of State: **Mongolia**, Suhbaataryn Yanjmaa, 09.1953 – 07.1954; **Guinea-Bissau**, Carmen Periera, 14.05.1984 – 16.05.1984; **Germany (Dem. Rep.)** Sabine Bergmann-Pohl, 04.1990-10.1990; **Ecuador**, Rodalia Serrano de Cordova, 09.02.1997 – 11.02.1997; **Serbia**, Natasa Micić 12.2002-02.2004, **Georgia**, Nino Burdشانadse, 11.2003 – 01.2004; **Austria**, Barbara Prammer, 06.07.2004 – 08.07.2004.

## QUEENS / GRAND DUCHESSES

---

♦ Netherlands	Wilhelmina Helena Pauline Maria Orange-Nassau and Waldeck-Prymont	11.1890 - 09.1948
♦ Tonga	Salote Tupou III	04.1918 - 12.1965
♦ Luxembourg	Charlotte Aldegonde Elise Marie Wilhelmine	01.1919 -11.1964
♦ Netherlands	Juliana Louise Emma Marie Wilhelmina Orange-Nassau and Mecklenburg-Schwerin	09.1948 - 04.1980
♦ United Kingdom	Elizabeth Alexandra Mary II	02.1952 - currently (02.2005)
♦ Cambodia	Sisovath Kossemak Searieath	03.1955 - 04.1966
♦ Lesotho	'MaMohato Tabitha' Masentle Lerotholi	06 - 11.1970 & 01 - 02.1996
♦ Denmark	Margrethe Alexandrine Thorhildur Ingrid Slesvig-Holsten-Sonderborg- Glucksborg and Bernadotte	01.1972 - currently (02.2005)
♦ Netherlands	Beatrix Wilhemina Armgard Orange-Nassau and Lippe-Biesterfeld	04.1980 - currently (02.2005)
♦ Swaziland	Dzeliwe Shongwe	08.1982 - 08.1983
♦ Swaziland	Ntombi Thwala	08.1983 – 04.1986



## WOMEN GOVERNOR-GENERAL

---

1. Belize	Elmira Minita Gordon	09.1981 - 11.1993
2. Canada	Jeanne Mathilde Sauvé	05.1984 - 01.1990
3. Barbados	Ruth Nita Barrow	06.1990 - 12.1995
4. New Zealand	Catherine Tizard	11.1990 - 04.1996
5. Saint Lucia	Calliopa Pearlette Louisy	09.1997- currently (02.2005)
6. Canada	Adrienne Clarkson	07.1999 – currently (02.2005)
7. New Zealand	Silvia Catright	04.2001 – currently (02.2005)
8. Bahamas	Ivy Dumont	01.2002 – currently (02.2005)

## WOMEN PRIME MINISTERS

---

1. Sri Lanka	Sirimavo Bandaranaike	07.1960- 03.1965
2. India	Indira Gandhi	01.1966 - 03.1977
3. Israel	Golda Meir	03.1969 - 04.1974
4. Sri Lanka	Sirimavo Bandaranaike	05.1970 - 07.1977
5. Central African Republic	Elisabeth Domitien	01.1975 - 04.1976
6. United Kingdom	Margaret Thatcher	05.1979 - 11.1990
7. Portugal	Maria de Lourdes Pintasilgo	08.1979 - 01.1980
8. India	Indira Gandhi	01.1980 - 10.1984
9. Dominica	Mary Eugenia Charles	07.1980 - 06.1995
10. Norway	Gro Harlem Brundtland	02 - 10.1981
11. Yugoslavia	Milka Planinc	05.1982 - 05.1986
12. Norway	Gro Harlem Brundtland	05.1986 - 10.1989
13. Pakistan	Benazir Bhutto	12.1988 - 08.1990
14. Lithuania	Kazimiera Prunskiene	03.1990 - 01.1991
15. Norway	Gro Harlem Brundtland	11.1990 - 10.1996
16. Bangladesh	Khaleda Zia	03.1991 - 03.1996
17. France	Edith Cresson	05.1991 - 04.1992
18. Poland	Hanna Suchocka	07.1992 - 10.1993
19. Canada	Kim Campbell	06.1993 - 11.1993
20. Turkey	Tansu Çiller	06.1993 - 07.1996
21. Burundi	Sylvie Kinigi	07.1993 - 02.1994
22. Rwanda	Agathe Uwilingiyimana	07.1993 - 04.1994
23. Pakistan	Benazir Bhutto	10.1993 - 11.1996
24. Sri Lanka	Chandrika Kumaratunge	08.1994 - 11.1994
25. Bulgaria	Reneta Indzhova	10.1994 - 01.1995
26. Sri Lanka	Sirimavo Bandaranaike	11.1994 - 08.2000
27. Haiti	Claudette Werleigh	11.1995 - 02.1996
28. Bangladesh	Sheikh Hasina Wajed	06.1996 - 07.2001
29. Guyana	Janet Jagan	03.1997 - 12.1997
30. New Zealand	Jenny Shipley	12.1997 - 12.1999
31. Lithuania	Irina Degutienė (acting)	4-18.04.1999
32. Mongolia	Nyam-Osoriyn Tuyaa (acting)	22-30.07.1999
33. New Zealand	Helen Elizabeth Clark	12.1999 - currently (02.2005)
34. Senegal	Madior Boye	05.2001 - 11.2002
35. Bangladesh	Khaleda Zia	10.2001 - currently (02.2005)
36. Dem. People's Rep. of Korea	Chang Sang	11.07.2002 - 31.07.2002
37. Saõ Tome and Principe	Maria das Neves Ceita Batista de Sousa	09.2002 - 09.2004
38. Finland	Anneli Jaatteenmaki	04.2003 - 06.2003
39. Peru	Beatriz Merino	06.2003 - 12.2003
40. Mozambique	Luisa Diogo	02.2004 - currently (02.2005)
41. T.F.Y.R. of Macedonia	Radmila Sekerinska (acting)	05.2004 - 06.2004; 11.2004 - 12.2004
42. Ukraine	Yulia Tymoshenko	02.2005 - currently (02.2005)

Chang Sang of the Democratic People's Republic of Korea was nominated on 11.07.2002 by the President to become the Prime Minister of the Democratic People's Republic of Korea, however she was not ratified by the parliament, and thus served only till 31.07.2002. Beatriz Merino served as the President of the Council of Ministers of Peru 06.2003 – 12.2003.

Sources: Inter-Parliamentary Union, national parliaments, governmental web sites and other web sites, in particular, [www.guide2womenleaders.com](http://www.guide2womenleaders.com).



## DATA SHEET N° 5

## AN OVERVIEW OF WOMEN In the Executive and Legislative Branches

### 1. General overview: Ten years after Beijing

#### WOMEN IN THE EXECUTIVE



#### WOMEN IN PARLIAMENT



#### September 1995

187	Sovereign States	176	Parliaments
12 (6.4 %)	Women Heads of State or Government	228	Houses (bicameral parliaments)
	No data available on the proportion of women in Cabinets	24 (10.5 %)	Women presiding officers of a house of parliament
		11.3 %	Women parliamentarians (both houses combined)

#### March 2000

190	Sovereign States	177	Parliaments
9 (4.7 %)	Women Heads of State or Government	242	Houses (bicameral parliaments)
15.4 %*	Women in the Executive at large (ministers, State ministers, ministers delegate, deputy ministers, secretaries of State, deputy secretaries of State and parliamentary secretaries)	26 (10.7 %)	Women presiding officers of a house of parliament
		13.4 %	Women parliamentarians (both houses combined)

\*based on official and publicly available data covering 151 States

#### January 2005

191	Sovereign States	184	Parliaments
8 (4.2 %)	Women Heads of State or Government	254	Houses (bicameral parliaments)
14.3 %**	Women in ministerial positions (This includes deputy Prime Ministers and Ministers. Prime Ministers were also included when they held ministerial portfolios. Vice-Presidents and heads of ministerial-level departments or agencies were also included when exercising a ministerial function in the Government structure.)	21 (8.3 %)	Women presiding officers of a house of parliament
		15.7 %	Women parliamentarians (both houses combined)

\*\*based on official and publicly available data covering 183 States

../...

## 2. Women in the Highest Positions of State: 1945-2005

The percentages are valid strictly for the year considered.

However, women may have occupied such positions in other years during the ten-year periods considered

### HEADS OF STATE AND GOVERNMENT

(Queens and Governors General excluded)

### PRESIDING OFFICERS OF NATIONAL PARLIAMENTS

#### 1945

68	Sovereign States	26	Parliaments, 37 houses (bicameral parliaments)
0 (0 %)	Women Heads of State or Government	0 (0 %)	Women presiding officers

#### 1955

81	Sovereign States	61	Parliaments, 90 houses (bicameral parliaments)
0 (0 %)	Women Heads of State or Government	0 (0 %)	Women presiding officers

#### 1965

122	Sovereign States	94	Parliaments, 129 houses (bicameral parliaments)
1 (0.8 %)	Woman Head of Government in Sri Lanka	3 (2.3 %)	Women presiding officers in Austria, Hungary and Uruguay

#### 1975

147	Sovereign States	115	Parliaments, 155 houses (bicameral parliaments)
4 (2.7 %)	Women Head of State or Government in Argentina, Central African Republic, India and Sri Lanka	3 (1.9 %)	Women presiding officers in Canada, Germany and Iceland

#### 1985

162	Sovereign States	136	Parliaments, 179 houses (bicameral parliaments)
6 (3.7 %)	Women Head of State or Government in Dominica, Iceland, Ireland, Malta, United Kingdom and Yugoslavia	6 (3.4 %)	Women presiding officers in Belize, Dominica, Iceland, Italy, Jamaica and Sao Tome and Principe

#### 1995

187	Sovereign States	176	Parliaments, 228 houses (bicameral parliaments)
12 (6.4 %)	Women Head of State or Government in Bangladesh, Bulgaria, Dominica, Haiti, Iceland, Ireland, Malta, Nicaragua, Norway, Pakistan, Sri Lanka and Turkey	24 (10.5 %)	Women presiding officers in Antigua and Barbuda (both houses), Croatia, Dominica, El Salvador, Ethiopia, Finland, Germany, Grenada, Guatemala, Iceland, Italy, Japan, Latvia, Luxembourg, Mexico, Norway, Panama, Peru, South Africa, Sweden, Trinidad and Tobago and United Kingdom

#### 2000 (May)

190	Sovereign States	177	Parliaments, 242 houses (bicameral parliaments)
9 (4.7 %)	Women Heads of State or Government in Bangladesh, Finland, Ireland, Latvia, New Zealand, Panama, San Marino and Sri Lanka (both Head of State and Head of Government)	30 (12.8 %)	Women presiding officers in Antigua and Barbuda (both houses), Australia, Bahamas, Belize (both houses), Colombia, Costa Rica, Croatia, Czech Republic, Dominica, Dominican Republic, Ethiopia, Finland, India, Jamaica (both houses), Lesotho, Mexico, Netherlands, Norway, Peru, Poland, San Marino, South Africa (both houses), Spain (both houses), Suriname, Sweden and United Kingdom

#### 2005 (January)

191	Sovereign States	184	Parliaments, 254 houses (bicameral parliaments)
8 (4.2%)	Women Heads of State or Government in Bangladesh, Finland, Ireland, Latvia, New Zealand, Mozambique, Philippines and Sri Lanka	21 (8.3%)	Women presiding officers in Antigua and Barbuda (both houses), Bahamas, Belgium, Belize, Colombia, Dominica, Estonia, Georgia, Greece, Grenada, Hungary, Jamaica, Japan, Latvia, Lesotho, Netherlands, Republic of Moldova, Saint Kitts and Nevis, South Africa, Trinidad and Tobago



## DATA SHEET N° 6

# TEN YEARS IN REVIEW : Trends of women in National Parliaments worldwide

IPU background information document<sup>1</sup>

### *Introduction*

It is often argued that women's fight for basic political, social and economic rights, having spanned the entire twentieth century, successfully planted seeds for change. Yet it remains intriguing how gradually this change has come about, and how gradually further progress continues to be made. Perhaps more importantly, it remains concerning that women in certain parts of the world continue to be denied the fundamental rights to vote and stand for election. In many ways, the rate of progress and the continued denial of certain political rights points to women's residual lack of legitimacy in the political sphere, and to a number of as yet insurmountable obstacles in the path to political power.

This article canvasses the progress and setbacks of women in parliament over the last ten years. It is structured in four parts: the first section provides a brief overview of the world averages of women in parliament over the last ten years, the second presents a regional analysis of these trends and is followed by a review of the most striking national developments in this period, while the final section summarises some of the more significant lessons learnt over the past ten years.

### *World averages in perspective*

Ten years ago, women represented 11.3% of all legislators across both houses of parliament. Women were most represented in the parliament of Sweden (40.4%) and were not at all represented in a total of twelve parliaments. In almost two-thirds of the world's single or lower chambers, women held less than 10% of the total seats. Only in five countries did women constitute over 30% of the legislature. In this respect, it could be said that women's presence in parliament was, more often than not, tokenistic.

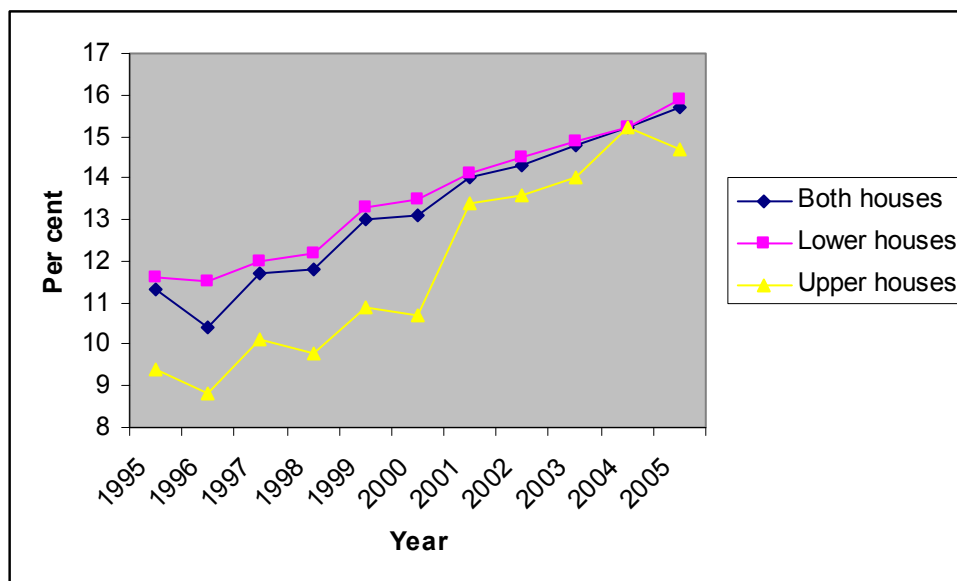
Today, women represent 15.7% of all legislators across both houses of parliament. Women are most represented in the National Assembly of Rwanda (48.8%), and are not at all represented in ten parliaments. Women now represent 10% or less of the single or lower chambers in 55 (being roughly 40%) of the world's parliaments. Seventeen countries (including the original five) now have over 30% of women in parliament.

---

<sup>1</sup> Prepared by Sonia Palmieri, Researcher, IPU Programme for the Promotion of Partnership between Men and Women.

**Figure 1 World average of women in parliaments, 1995 - 2005**

- Situation in January of each year, except in 1995 (July) and 1996 (April)\*



\* Percentages do not take into account the situation of parliaments for which data was unavailable.

These figures demonstrate significant progress for women in politics, not least because the world average is currently at the highest level reached to date (see Figure 1). For many years, the record for women's representation worldwide had been the level recorded in 1988. With the collapse of communism in 1989, the proportion of women represented in the parliaments of the States concerned fell drastically. Not surprisingly, the world average followed suit: the percentage of women in lower or unicameral houses fell from 14.8% in 1988 to 10.3% in 1993. Whereas many communist governments and one-party States had effectively ensured the selection of large percentages of unopposed women (and men) candidates, the move towards multiparty democracies in the 1990s rendered the electoral process far more competitive for women.

The world average has only recovered its 1988 level in the last two years. Each of the world's regions has seen some improvement in the proportion of women elected to national parliaments.

### *Regional variations and contrasts*

#### **Gradual progress at each of the two extremes**

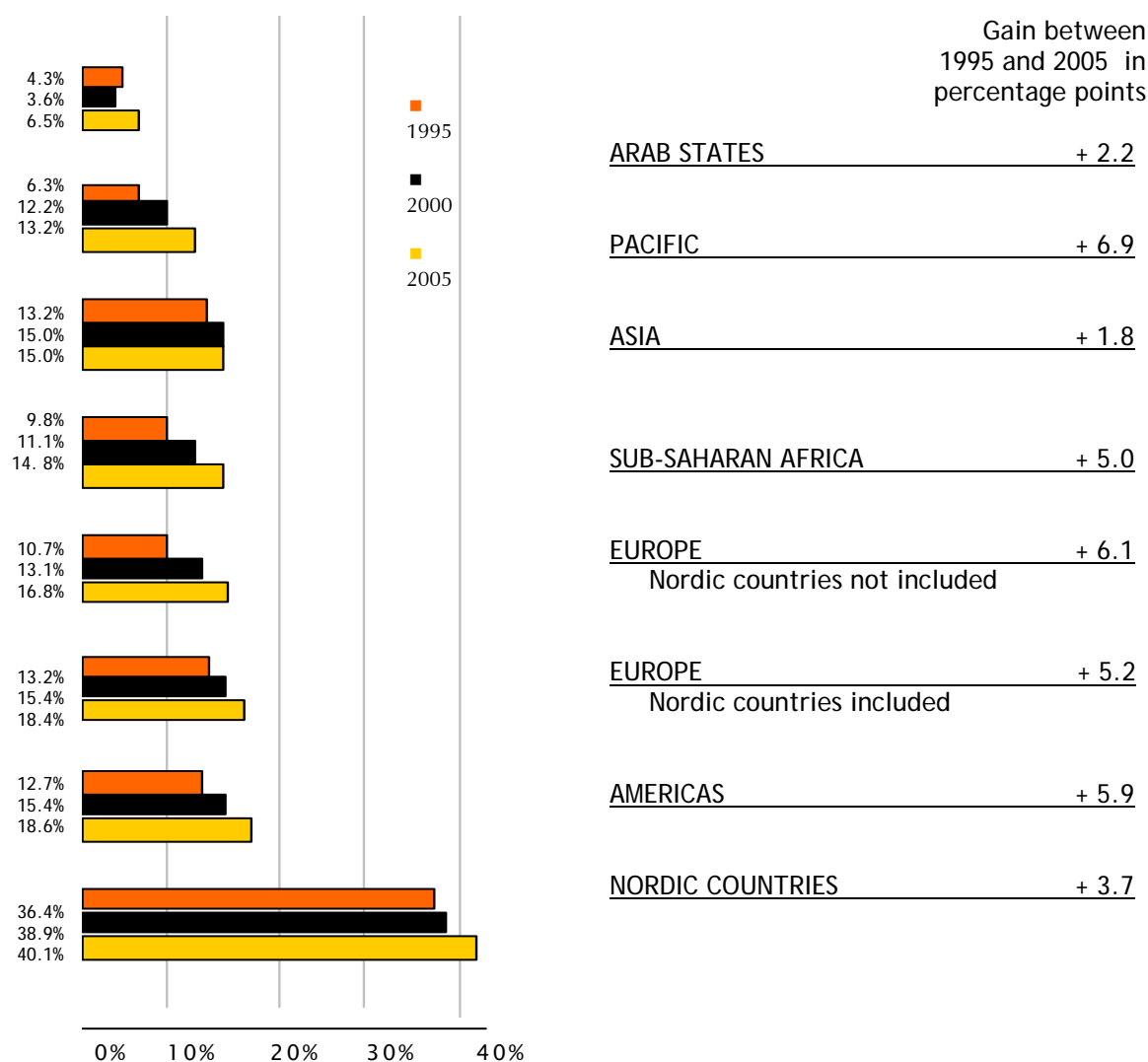
Progress has been marked, however, by interesting regional contrasts (see Figure 2). Throughout this period, the Nordic countries have maintained their exemplary position with averages consistently over 38%. Although not often noted, today's percentages reflect enormous progress over a fifty-year time frame. In the post-war era, women counted between 1.3 and 14.5% of lower chambers in the parliaments of the Scandinavian countries. Dramatic change occurred during the 1970s, attributed to profound social changes occurring in tandem with marked economic growth. That the regional average has continued to increase over the past ten years may indicate that these parliaments have yet more progress to make.

Over the last ten years, women have continued to be least represented in the parliaments of the Arab States. While regional averages have oscillated in this period, overall, Arab States have seen an encouraging increase in the percentage of women in parliament. Today, the regional average is at its highest, at 6.5% across both houses, marking an improvement of some 2.3 percentage points. Much of this is attributed to the implementation of various quotas in key countries. Morocco led this effort when the electoral law was amended to reserve 30 seats for women in parliament prior to the 2002 elections. Thirty-five women were subsequently elected to the Moroccan parliament. Since that time, Djibouti and Jordan have followed suit. In Djibouti, a quota law was adopted in December 2002 stipulating that among the candidates presented by each party, at least 10% must be of either sex. The results of the 2003 elections saw the unprecedented arrival of seven women in parliament, accounting for more than 10% of

the newly-elected parliamentarians. In Jordan, the electoral law was amended prior to the 2003 elections to reserve six seats for women in the Lower House of the Majlis. With 22.8%, Tunisia is the Arab State with the highest percentage of women parliamentarians. Elections held in 2004 saw an increase of more than 10 percentage points of women in the Tunisian parliament, partly due to the introduction of a party quota system in political parties. Since the approval of a referendum held in 2001 in Bahrain, women can vote and stand for office in that country.

**Figure 2 Regional averages of women in parliaments, 1995, 2000 and 2005**

- Situation in July 1995, January 2000 and January 2005, both houses combined  
Ranking in ascending order of 2005 averages\*



\* Percentages do not take into account the situation of parliaments for which data was unavailable.

### Striking progress in Europe, the Americas and Africa

Outside these two regions, averages have tended to stabilise between 10 and 20%. The most significant progress is evident across Europe (+6.1 percentage points), the Americas (+5.9), and in Sub-Saharan Africa (+5.0).

Progress made in Europe can be largely attributed to progress made in Eastern European countries, as traditional western democracies have seen only a feeble increase in the number of women MPs. When the Iron Curtain fell in Europe, so did the percentages of women in parliament in Eastern Europe. Women in the former Union of Soviet Socialist Republics for example, frequently represented at least 30% of the legislature. Yet in 1990, the proportion of women elected in the Russian Federation, for example, amounted to less than 9%. A return to "post-war" figures was similarly evident in the first pluralist elections held in many other East European nations. In Romania, women comprised 3.6% of the Chamber of Deputies and 0.8% of the Senate, a drop from 34.4% in 1983. In Hungary, women's representation

collapsed to 7.3% in 1990 from 30.1% in 1980, and 20.7% in 1985. In the subsequent elections held between 1993 and 1995, further advances were made. Today, as multi-party democracies spread in the region, and European Union integration advances, the number of women in parliament has slowly but surely begun to increase. Elections in 2001 saw women advance in Croatia (+12.7 points) and Tajikistan (+9.9 points). In 2002, elections saw an increased presence of women in Bulgaria (+15.4 points) and Poland (+7.2 points).

The impressive 5.9 percentage point increase in women's parliamentary representation in the Americas over the past 10 years is in large part attributable to the enthusiasm with which many countries in Latin and Central America have implemented affirmative action measures. Different types of quotas now exist in 17 countries of the Americas. More specifically, great progress was made after the 2002 elections in Costa Rica, where women increased their representation by 15.8 percentage points, and the 2001 elections in Nicaragua (+11 points), Peru (+10 points) and Dominica (+9.1 points). It remains pertinent that similar degrees of progress continue to elude the countries of North America.

Progress evident in Sub-Saharan Africa is also attributable to the implementation of quotas. The most successful cases have seen various affirmative action measures enshrined in constitutions or electoral laws following processes of post-conflict reconstruction. Nations emerging from internal conflict have succeeded in increasing the percentage of women in their new or restored parliaments. The reviewed national constitutions of Rwanda and Burundi, for example, now include provisions to reserve seats for women; in South Africa and Mozambique, political parties have introduced quota mechanisms. At a regional level, the Southern African Development Community (SADC) countries have now set a target for women's representation in parliament of 30% by 2005. These efforts have meant that alongside the Nordic States, the African post-conflict countries now rank among those with the highest levels of women's representation in the world. In South Africa, Mozambique, Namibia, Uganda and Eritrea, women's representation in parliament now ranges from 22 to 33%.

#### **Inconsistent progress in Asia and the Pacific**

While each region has seen an overall increase in the proportion of women represented in parliament, this progress has not always been consistent. In Asia and the Pacific, for example, progress achieved by 2000 was lost, to some extent, in subsequent elections. In fact, the small extent to which women's representation in Asian legislatures has changed points to a particular difficulty women have in being accepted as legitimate political actors. The case of Bangladesh is illustrative. In 2001, women's representation fell from nine to two per cent when the quota law reserving 30 additional appointed seats for women expired. The result implies that in the absence of this special measure, parties and voters are not sufficiently sensitive to the need for women in political life. Nearby, the volatility of the averages in the Pacific is attributable to changes in two of the region's countries: Australia and New Zealand. But for these countries, the average of the Pacific would be considerably lower. Of the twelve remaining countries in the region, half have no women in parliament, while the other six have between 0.9% and 6.2%.

#### ***Significant swings of change: national level progress and setbacks***

*(see Datasheet 2 on Progress and setbacks of women in Parliament between 1995 and 2005)*

In the past ten years, 34 countries have made impressive gains of over 10 percentage points. Most of the world's regions are represented in this fairly disparate group, and it is significant that both developed and developing countries have made such progress. Nine countries in Latin America and the Caribbean are included in the group; seven from Western Europe and six from Eastern Europe; three each from Asia and Africa; and two from the Arab region. One of the Pacific nations is also included in the group.

In the same period, 21 countries have seen setbacks in the proportion of women in parliament. Encouragingly, however, the magnitude of these decreases was often less than 5 percentage points, and in eight countries, it was less than one percentage point. Again, most of the world's regions are represented in this group of countries.

#### **Great strides backwards and forwards**

The greatest strides occurred in Rwanda, where women's representation increased by almost 32 percentage points following the 2003 general elections. These were the first elections held in that country since its divisive 1994 conflict, and the resultant phase of reconstruction. In the aftermath of the conflict, Rwandans seized the opportunity to strengthen their democratic process and instituted a number of changes, including reserved seats for women in the National Assembly and Senate. In addition to the

24 reserved seats in the National Assembly, 15 women were elected to non-reserved seats, making a total of 39 women (48.8%) elected to the Lower House. In the Senate, the constitutional quota of 30% was reached with six women elected out of 20 members. The significance of this election cannot be understated: having almost reached parity, the National Assembly of Rwanda displaced long-time champion Sweden in the world ranking of women parliamentarians. Other great strides include those made by Belgium and Costa Rica - both countries increased their number of women parliamentarians by respectively 22.7 and 21.1 percentage points - which, here again, are mainly attributed to the introduction of quota mechanisms.

At the other extreme, is the case of Bangladesh previously mentioned. The paucity of the 2000 election result, when women's representation fell from 9 to 2%, actually led to the recent introduction of a stronger constitutional provision, reserving 45 additional parliamentary seats for women. That measure will be valid for 10 years.

#### **No change and no women**

Over this ten-year period, no change in the percentage of women parliamentarians was evident in: the Democratic People's Republic of Korea, Jamaica, El Salvador and Lebanon.

Predictably, the number of parliaments without women has not changed dramatically either. Ten years ago, there were 12 countries with no women in parliament. Today there are ten. Found predominantly in the Arab and Pacific regions, the countries currently without women legislators are the Federated States of Micronesia, Kuwait, Nauru, Palau, Saint Kitts and Nevis, Saudi Arabia, the Solomon Islands, Tonga, Tuvalu and the United Arab Emirates.

The continuing absence of women from parliaments in this region is linked to the way in which democracy and women's suffrage has evolved. Both regions lack an entrenched culture of women's rights in the political sphere. Women in Kuwait continue to be denied the right to vote, while neither men nor women have the right to elect the members of the consultative councils in a number of Arab States including Saudi Arabia and the United Arab Emirates. Similarly, in the relatively new legislatures of the Pacific Island States (many of which were established only after independence, between 1977 and 1993), women have only recently been granted the right to vote. In 1960, Tonga was the first country in the Pacific to give women the right to vote and stand for election. It would take another 30 years for all women in this region to secure the same rights and in some instances restrictions still apply to women.

### ***Lessons drawn over the past ten years***

#### **Quotas: necessary, but not sufficient**

The slow pace at which change continues to occur exposes a reluctance to fully accept women in the political sphere. A number of countries have tried to circumvent this problem by implementing quotas and various other forms of affirmative action. According to International IDEA's quota database, various types of affirmative action measures have now been implemented in 81 countries. These measures have been used not only to ensure women's presence in parliament, but also to implement commitments made under international instruments, including the Convention on the Elimination of All Forms of Discrimination against Women.

A number of expectations clearly underpin the implementation of such quotas, not least of which is the idea that increasing the visibility of women in positions of power will eventually bring about a change in social perceptions of the role of women in society. Quotas, that is, are supposed to be used as 'special temporary measures' which act as a catalyst for broader, cultural change.

In practice, this theory has proven somewhat problematic, as the case of Eastern Europe demonstrates. In the heyday of communism, women accounted for from a quarter to a third of the members of the parliaments, yet very few women were to be found in the Central Committees and Politburos. In nearly all of these countries, few women advanced beyond mid-level positions. At both the local and national levels, women were seen as representatives of official organisations, present because of quotas. In some countries they were considered tokens and looked down upon because they differed from their male colleagues in their educational or occupational backgrounds. Thus, despite the forty-odd years of socialism and women's relatively high representation in parliament, a political culture ensuring women's political representation did not develop.



Therefore, if the past ten years have taught us anything, it is that quotas must always be supplemented with a range of other measures.

### **Political parties need to be more sensitive and more active**

Political parties play an ever-increasing role in the management of parliamentary politics, and it is therefore at the party level that the principle of equality must be put into practice. Importantly, great variation exists among political parties within each state. Research has consistently found that political parties that are centralised, effectively mobilise women activists and apply gender-related candidate rules are more likely to elect women. In particular, gender-related candidate rules, such as quotas and the provision of special/allocated funds for women's electoral campaigns, have proven most effective in ensuring an adequate representation of women. Moreover, women's ability to stand for election and conduct an electoral campaign has been successfully nurtured by specific 'networks' of women, such as EMILY's List, including by providing the necessary moral, substantive and logistical support.

It is also interesting to consider the incumbency levels of women put forward by political parties at each election, or, the frequency with which women parliamentarians are re-elected. Twenty years ago, evidence showed that the rate of turnover of women legislators was proportionately higher than that for their male counterparts. This reflected a preference for men in safe seats, or, in the case of the Soviet bloc countries, the largely symbolic reasons for including token women on the official list of candidates. Women legislators appeared more dispensable. Proportional representation electoral systems have proven useful in abating this trend, given that they allow parties the opportunity to nominate more women.

### **The electorate: changing cultural norms**

A noticeable trend has developed in a number of countries holding elections in the past few years, namely sensitising the electorate to the importance of facilitating women's entry into parliament. Specifically, awareness-raising campaigns have been run among voters to raise gender issues, and among women to encourage them to exercise their right to vote. In the lead up to the 2002 election in Pakistan, it was particularly important to encourage women to stand as candidates and to vote in more conservative parts of the country, where female participants had had to defy local rulings that prohibited them from voting. For the 2002 elections in Lesotho, special campaigns and workshops were held to sensitise women and men to adopt a more gender-balanced political approach.

These campaigns are generally aimed at improving the image of women in politics, and in broadening cultural perceptions of women's role in society. A first step, of course, is ensuring that there is an equitable distribution of paid and unpaid work between men and women so that women do have enough time to dedicate to public activities. Education plays an equally vital role, particularly at the primary and secondary school level.

### **The question of development**

It has frequently been noted that women fare better in developed countries than they do in the parliaments of developing countries. Women's representation in the labour force and the overall cultural standing of women were key factors used to explain the level of women's representation in parliament in developed countries. These factors were seen to have a less direct effect in developing countries. For example, women in developing countries may well be employed in paid work, but are so employed for reasons of economic necessity, as opposed to any notion of self-determination and self-fulfilment.

It is interesting then that over the last ten years a number of developing countries have surpassed the levels of women's representation evident in their developed counterparts. A number of well established democracies in Western Europe and North America, for example, continue to find it difficult to reach a 20% threshold of women in parliament. The case of the United States of America is illustrative: in 1986, its House of Representatives included 5.3% of women. Following its recent 2004 elections, and despite a significant increase, women constitute less than 15% in the US House of Representatives - less than the current world average of women parliamentarians. No more than 14 women have ever been admitted to the US Senate.

While quotas have been used to good effect in a number of developing countries, there seems to be greater resistance to using these in developed countries. Indeed, in many of these countries, increases in the number of women parliamentarians is best attributed to electoral 'realignments', or a change in the political persuasion of the executive. In the 1996 election in Australia, the 1997 election in the United Kingdom and the 2004 election in Spain for example, the magnitude of change was so great that women won a number of marginal or previously considered 'unwinnable' seats.

**Parliaments themselves: becoming gender-sensitive**

While certainly not the last line of defence, parliaments themselves must become more attractive as 'a place of work' to women. To date, numerous research papers have described women's reluctance to run for parliament because of the adversarial and combative nature of debate.

While more research is needed in this field, 'gender-sensitive parliaments' are regarded as those which institute family-friendly hours: they might end parliamentary business at a reasonable time (e.g. 8pm) and begin days earlier (9am); they might reorganise the work schedule and designate certain days as "family days", or "committee days"; or they might spread parliamentary business over a number of shorter days.

Such parliaments also institute specific measures to familiarise women with parliamentary procedures and the political process in general, including mentoring systems. The more gender-sensitive parliaments would ensure that all policies and legislation, including the national budget, was analysed from a gender perspective. Finally, gender-sensitive parliaments include a special parliamentary committee in charge of monitoring obligations under national, international and regional human rights instruments, and are also entrusted with task of proposing amendments to existing legislation, or introducing additional legislation, so as to protect women's rights. These parliamentary committees enjoy a strong relationship to a number of non-governmental women's organisations.