

# Women in Ministerial Positions

The countries are ranked according to the percentage of women in ministerial positions (H). Reflecting appointments up to 1 January 2012.

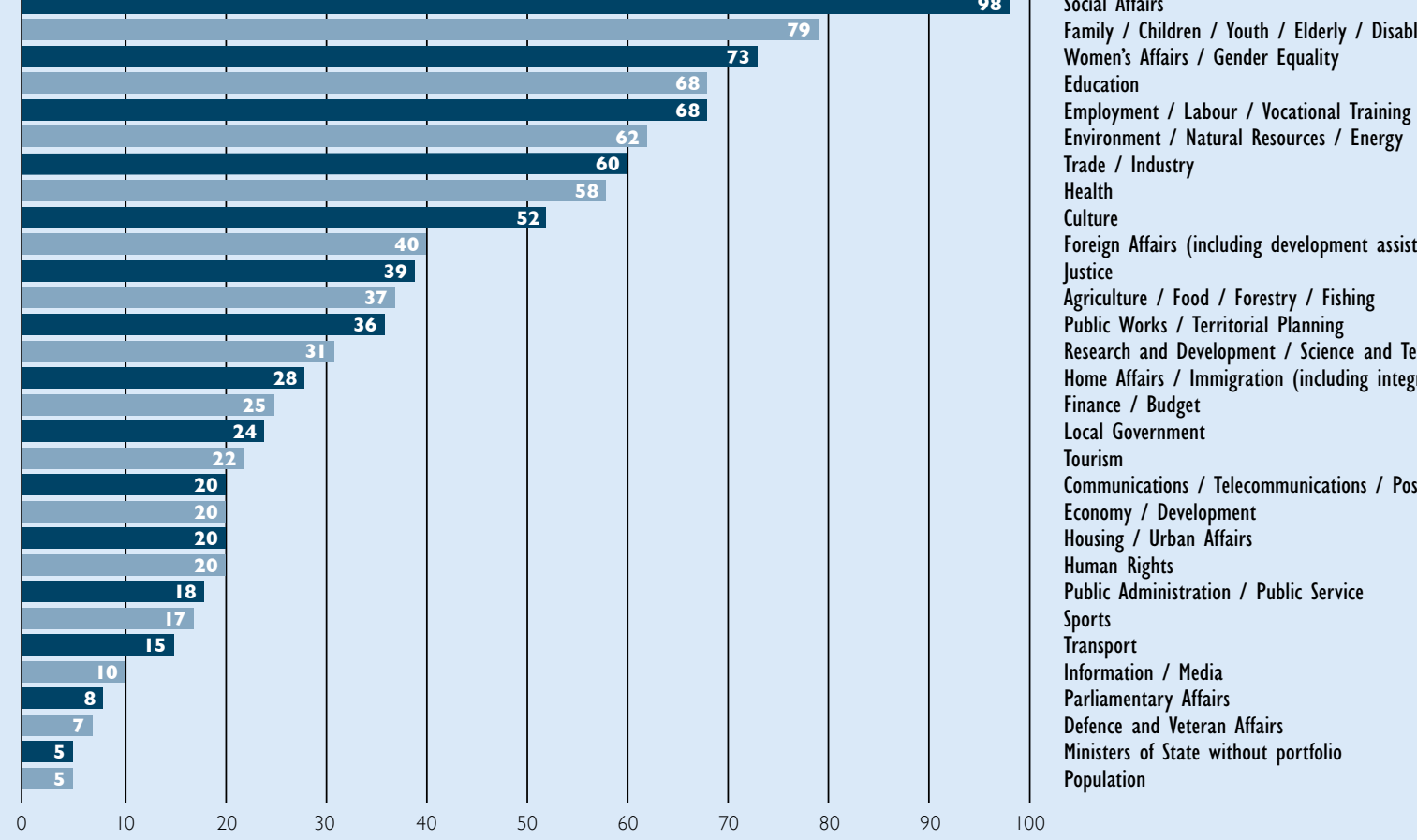
Rank	Country	% Women	Women	Total Ministers
1	Norway	52.6	10	19
2	Sweden*	52.2	12	23
3	Finland	50.0	9	18
4	Iceland	50.0	8	16
5	Cape Verde	47.1	4	8
6	Austria	46.2	6	13
7	Nicaragua*	46.2	6	13
8	Bolivia*	45.5	10	22
9	Switzerland	42.9	3	7
10	Belgium	41.7	5	12
11	Ecuador*	40.0	12	30
12	Liechtenstein	40.0	2	5
13	South Africa	40.0	14	35
14	Denmark	39.1	9	23
15	Norway	38.8	12	31
16	Lebanon	36.8	19	52
17	Burundi*	34.8	3	9
18	Colombia	33.3	5	15
19	Germany	33.3	5	15
20	Netherlands	33.3	4	12
21	Uganda	33.3	3	9
22	Rwanda	32.0	8	25
23	Belgium	31.5	5	16
24	Bolivia*	30.8	8	26
25	Spain	30.8	4	13
26	Spain	30.8	4	13
27	Spain	30.8	4	13
28	Spain	30.8	4	13
29	Spain	30.8	4	13
30	Spain	30.8	4	13
31	Spain	30.8	4	13
32	Spain	30.8	4	13
33	Spain	30.8	4	13
34	Spain	30.8	4	13
35	Spain	30.8	4	13
36	Spain	30.8	4	13
37	Spain	30.8	4	13
38	Spain	30.8	4	13
39	Spain	30.8	4	13
40	Spain	30.8	4	13
41	Spain	30.8	4	13
42	Spain	30.8	4	13
43	Spain	30.8	4	13
44	Spain	30.8	4	13
45	Spain	30.8	4	13
46	Spain	30.8	4	13
47	Spain	30.8	4	13
48	Spain	30.8	4	13
49	Spain	30.8	4	13
50	Spain	30.8	4	13
51	Spain	30.8	4	13
52	Spain	30.8	4	13
53	Spain	30.8	4	13
54	Spain	30.8	4	13
55	Spain	30.8	4	13
56	Spain	30.8	4	13
57	Spain	30.8	4	13
58	Spain	30.8	4	13
59	Spain	30.8	4	13
60	Spain	30.8	4	13
61	Spain	30.8	4	13
62	Spain	30.8	4	13
63	Spain	30.8	4	13
64	Spain	30.8	4	13
65	Spain	30.8	4	13
66	Spain	30.8	4	13
67	Spain	30.8	4	13
68	Spain	30.8	4	13
69	Spain	30.8	4	13
70	Spain	30.8	4	13
71	Spain	30.8	4	13
72	Spain	30.8	4	13
73	Spain	30.8	4	13
74	Spain	30.8	4	13
75	Spain	30.8	4	13
76	Spain	30.8	4	13
77	Spain	30.8	4	13
78	Spain	30.8	4	13
79	Spain	30.8	4	13
80	Spain	30.8	4	13
81	Spain	30.8	4	13
82	Spain	30.8	4	13
83	Spain	30.8	4	13
84	Spain	30.8	4	13
85	Spain	30.8	4	13
86	Spain	30.8	4	13
87	Spain	30.8	4	13
88	Spain	30.8	4	13
89	Spain	30.8	4	13
90	Spain	30.8	4	13
91	Spain	30.8	4	13
92	Spain	30.8	4	13
93	Spain	30.8	4	13
94	Spain	30.8	4	13
95	Spain	30.8	4	13
96	Spain	30.8	4	13
97	Spain	30.8	4	13
98	Spain	30.8	4	13
99	Spain	30.8	4	13
100	Spain	30.8	4	13

The achievement of democracy presupposes a genuine partnership between men and women in the conduct of the affairs of society in which they work in equality and complementarity, drawing mutual enrichment from their differences.

Universal Declaration of Democracy, 1997, Principle N° 4

# Portfolios held by Women Ministers

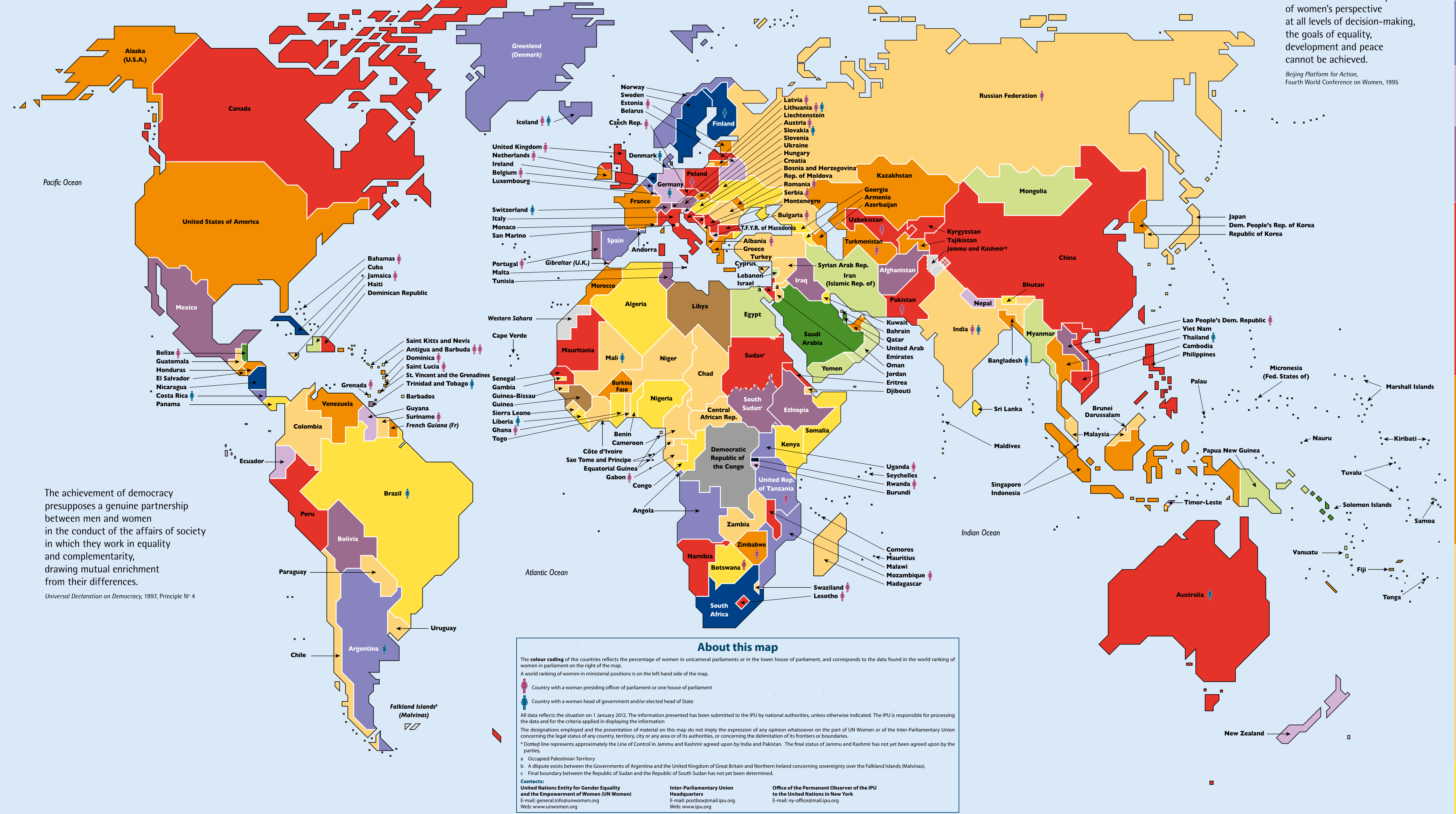
(1065 portfolios, for 188 countries)



# Women in Politics: 2012



## Situation on 1 January 2012



**About this map**

The colour coding of the countries reflects the percentage of women in unicameral parliaments or in the lower house of parliament, and corresponds to the data found in the world ranking of women in ministerial positions on the right of the map.

A world ranking of women in ministerial positions is on the left hand side of the map.

Country with a woman presiding officer of parliament or one house of parliament

Country with a woman head of government and/or elected head of State

All data reflects the situation on 1 January 2012. The information presented has been submitted to the IPU by national authorities, unless otherwise indicated. The IPU is responsible for processing the data and for the criteria applied in displaying the information.

The designations employed and the presentation of material on this map do not imply the expression of any opinion whatsoever on the part of UN Women or of the Inter-Parliamentary Union concerning the legal status of any country, territory, city or area or of its authorities, or concerning the delimitation of its frontiers or boundaries.

\* Dotted line represents approximately the Line of Control in Jammu and Kashmir agreed upon by India and Pakistan. The final status of Jammu and Kashmir has not yet been agreed upon by the parties.

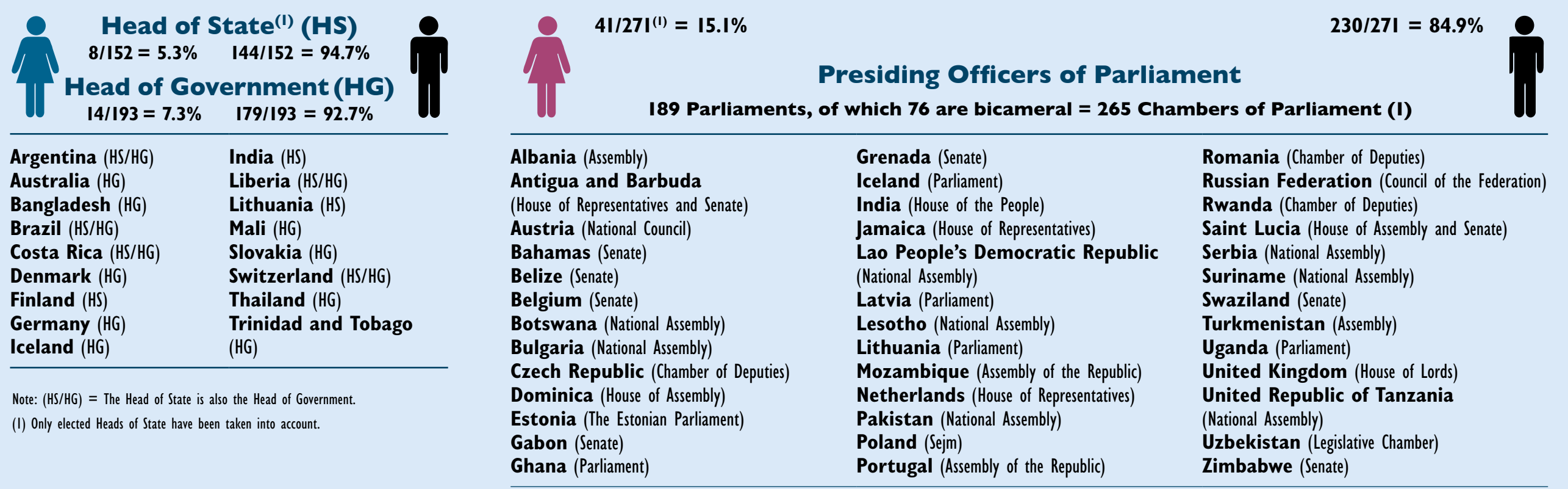
a Occupied Palestinian Territory  
b A dispute exists between the Governments of Great Britain and Northern Ireland concerning sovereignty over the Falkland Islands (Malvinas).  
c Final boundary between the Republic of Sudan and the Republic of South Sudan has not yet been determined.

Contacts:  
United Nations Entity for Gender Equality and the Empowerment of Women (UN Women)  
E-mail: general.information@unwomen.org  
Web: www.unwomen.org

Inter-Parliamentary Union  
Headquarters  
E-mail: postbox@mail.ipu.org  
Web: www.ipu.org

Office of the Permanent Observer of the IPU to the United Nations in New York  
E-mail: ny-office@mail.ipu.org

# Women in the Highest Positions of State



# World and Regional Averages of Women in Parliament

	Single or Lower House	Upper House or Senate	Both Houses combined
<b>World average</b>	19.7%	18.7%	19.5%
<b>Regional averages</b>			
Americas	22.6%	23.4%	22.7%
Europe OSCE (Nordic countries included)	22.6%	21.1%	22.3%
Europe OSCE (Nordic countries not included)	20.8%	21.1%	20.9%
Sub-Saharan Africa	20.4%	19.4%	20.2%
Asia	18.3%	14.3%	17.9%
Pacific	12.4%	34.8%	14.9%
Arab States	11.3%	7.3%	10.7%

# Women in Parliament

The countries are ranked and colour-coded according to the percentage of women in unicameral parliaments or the lower house of parliament.

Rank	Country	Lower or Single House % Women	Women/Seats	Upper House or Senate % Women	Women/Seats
1	Rwanda	56.3	45/80	38.5	10/26
2	Andorra	50.0	14/28	—	—
3	Cuba	47.2	265/566	40.0	40/99
4	Sweden	44.7	156/349	—	—
5	Seychelles	43.8	14/32	—	—
6	Finland	42.5	85/200	—	—
7	South Africa*	42.0	169/400	32.1	17/53
8	Netherlands	40.7	61/150	36.0	27/75
9	Nicaragua	40.2	37/92	—	—
10	Iceland	39.7	25/63	—	—
11	Norway	37.1	67/180	—	—
12	Mozambique	36.2	98/250	—	—
13	Denmark	36.1	20/179	—	—
14	Costa Rica	35.6	22/57	—	—
15	Angola	35.2	84/220	—	—
16	Belgium	34.7	150/429	40.8	29/71
17	Argentina	34.6	106/257	38.0	28/72
18	Spain	34.6	126/359	33.5	80/263
19	Uganda	34.0	136/350	—	—
20	Nepal	33.2	107/324	—	—
21	Germany	32.9	284/620	27.5	19/69
22	Ecuador	32.3	40/134	—	—
23	Timor-Leste	32.1	21/65	—	—
24	New Zealand	32.2	39/121	—	—
25	United States of America*	29.9	90	2.1	1/40
26	Belarus	31.8	35/110	32.8	19/58
27	Cyprus	31.6	21/67	—	—
28	T.F.Y.R. of Macedonia	30.9	38/123	—	—
29	Burundi	30.5	32/105	—	—
30	Portugal	28.7	66/230	25.8	8/31
31	Trinidad and Tobago	28.6	12/42	25.8	9/36
32	Switzerland	28.5	37/200	19.6	9/46
33	Mexico	28.2	142/500	—	—
34	Austria	27.9	51/183	31.1	19/61
35	Chad	27.8	122/420	—	—
36	Afghanistan	27.7	69/249	27.5	28/102
37	Guinea	27.5	27/127	—	—
38	South Sudan	26.5	88/332	10.0	5/50
39	Bolivia	25.4	33/130	47.2	17/36
40	Iran	25.2	82/325	—	—
41	Lao People's Dem. Republic	25.0	33/132	—	—
42	Luxembourg	25.0	15/60	—	—
43	Canada	24.8	76/307	—	—
44	Australia	24.7	37/150	38.2	29/76
45	India	24.7	87/354	17.8	5/28
46	Namibia	24.4	19/78	26.9	7/26
47	Viet Nam	24.4	122/500	—	—
48	Costa Rica	23.8	36/151	—	—
49	Liechtenstein	24.0	6/25	—	—
50	Ghana	23.8	36/151	—	—
51	Poland	23.7	109/460	13.0	13/100
52	Chad	23.6	103/440	—	—
53	Philippines	23.6	23/100	—	—
54	Philippines	23.6	23/100	—	—
55	Philippines	23.6	23/100	—	—
56	Philippines	23.6	23/100	—	—
57	Philippines	23.6	23/100	—	—
58	Philippines	23.6	23/100	—	—
59	Philippines	23.6	23/100	—	—
60	Philippines	23.6	23/100	—	—
61	Philippines	23.6	23/100	—	—
62	Philippines	23.6	23/100	—	—
63	Philippines	23.6	23/100	—	—
64	Philippines	23.6	23/100	—	—
65	Philippines	23.6	23/100	—	—
66	Philippines	23.6	23/100	—	—
67	Philippines	23.6	23/100	—	—
68	Philippines	23.6	23/100	—	—
69	Philippines	23.6	23/100	—	—
70	Philippines	23.6	23/100	—	—
71	Philippines	23.6	23/100	—	—
72	Philippines	23.6	23/100	—	—
73	Philippines	23.6	23/100	—	—
74	Philippines	23.6	23/100	—	—
75	Philippines	23.6	23/100	—	—</